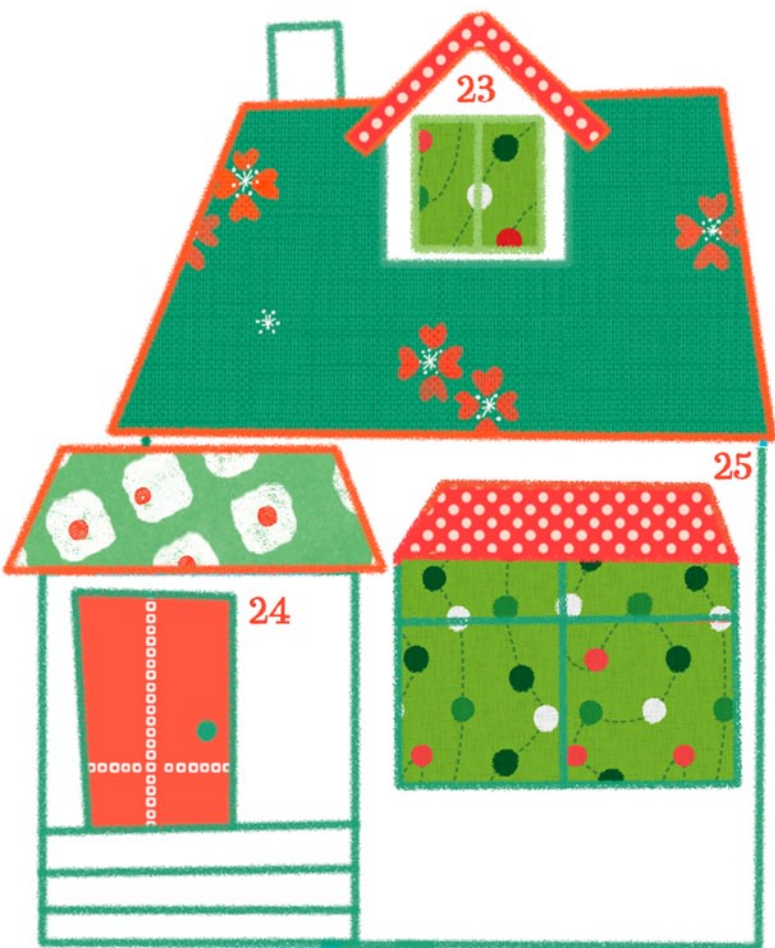
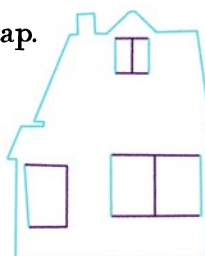



1. Cut Front, back and stand pieces.
2. Ask an adult to cut the windows according to the map. Don't open the windows!
3. Glue the front on the back, avoiding to put glue where the windows will be.

Advent calendar - Week Four

4. Fold the stand pieces.
5. Glue a on b, and C on the back of the house.
6. Et voila! Open the first window December 23th!



Front



Back

