



Liberia Ebola Daily Sitrep no. 223 for 24th December 2014

Ministry of Health

Ebola Case and Death Summary by County

County	DAILY EMAIL REPORT			Laboratory ² Confirmed Cases (Alive and Dead)	Confirmed Cases on Contact List	VHF DATABASE				Cumulative deaths ²
	New ¹ suspected and probable cases (Alive and Dead)					Cumulative ³ cases 23 May-December 24 th 2014				
	Total	Suspect	Probable			Total	Suspect	Probable	Confirmed	
Bomi	0	0	0	0	0	296	90	67	139	167
Bong	1	1	0	0	0	560	377	33	150	137
Gbarpolu	0	0	0	0	0	34	15	3	16	12
Grand Bassa	2	2	0	0	0	177	52	71	54	79
Grand Cape Mount	2	1	1	0	0	195	64	45	86	106
Grand Gedeh	0	0	0	0	0	11	8	0	3	6
Grand Kru	0	0	0	0	0	36	14	18	4	27
Lofa	0	0	0	0	0	649	171	146	332	387
Margibi	1	1	0	0	0	1236	405	441	390	571
Maryland	0	0	0	0	0	23	17	2	4	19
Montserrado [↑]	27	21	6	6	0	4321	1760	796	1765	1794
Nimba [↑]	3	2	1	0	0	330	83	131	116	57
River Gee	0	0	0	0	0	19	7	4	8	8
River Cess	0	0	0	0	0	43	9	10	24	26
Sinoe	1	1	0	0	0	47	24	6	17	17
NATIONAL	36	28	8	6	0	7977	3096	1773	3108	3413

¹ From daily email county reports of aggregated data for that day

²Laboratory confirmed cases of suspects and probable cases identified during the preceding days

³From individual-level data from the Case Investigation form; cases may be reclassified according to surveillance case definitions

[↑]Increase in daily reported cases by county

New Ebola Cases and Deaths Summarised by County

County	Alive ¹			Alive ²	Deaths ¹			Deaths		
	Suspected & probable				Confirmed	Suspected & probable			Confirmed deaths in community ³	Deaths in confirmed patients ³
	Total	Susp.	Prob.			Total	Susp.	Prob.		
Bomi	0	0	0	0	0	0	0	0	0	
Bong	1	1	0	0	0	0	0	0	0	
Gbarpolu	0	0	0	0	0	0	0	0	0	
Grand Bassa	0	0	0	0	2	2	0	0	0	
Grand Cape Mount	2	1	1	0	0	0	0	0	0	
Grand Gedeh	0	0	0	0	0	0	0	0	0	
Grand Kru	0	0	0	0	0	0	0	0	0	
Lofa	0	0	0	0	0	0	0	0	0	
Margibi	0	0	0	0	1	1	0	0	0	
Maryland	0	0	0	0	0	0	0	0	0	
Montserrado	21	15	6	6	6	6	0	0	2	
Nimba	2	1	1	0	1	1	0	0	1	
River Gee	0	0	0	0	0	0	0	0	0	
River Cess	0	0	0	0	0	0	0	0	0	
Sinoe	1	1	0	0	0	0	0	0	0	
NATIONAL	27	19	8	6	9	9	0	0	3	

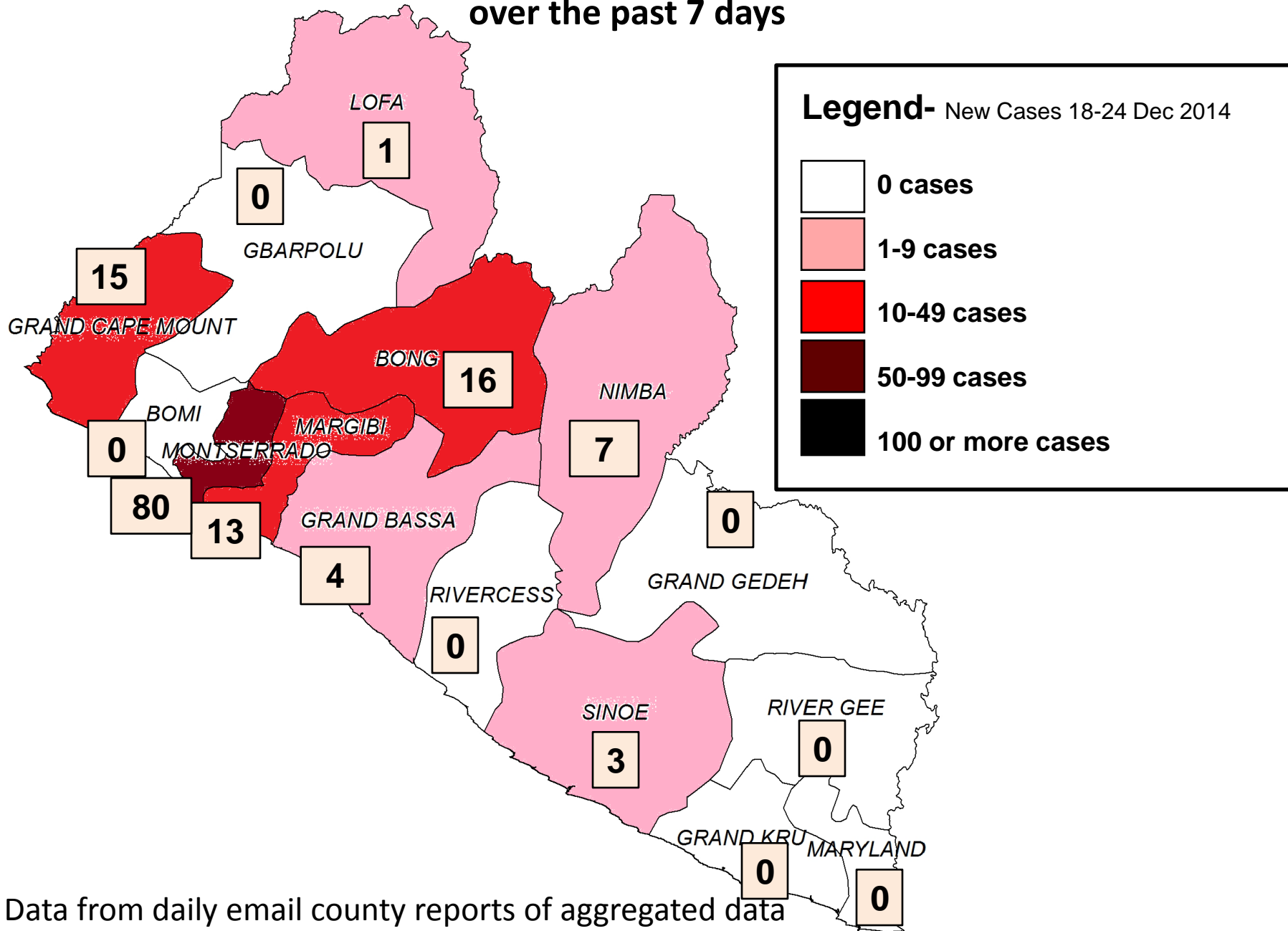
¹ From daily email county reports of aggregated data for that day

² Based on laboratory tests of suspects and probable cases identified during the preceding days

³ Refers to cases confirmed while alive that later died in ETU, or elsewhere

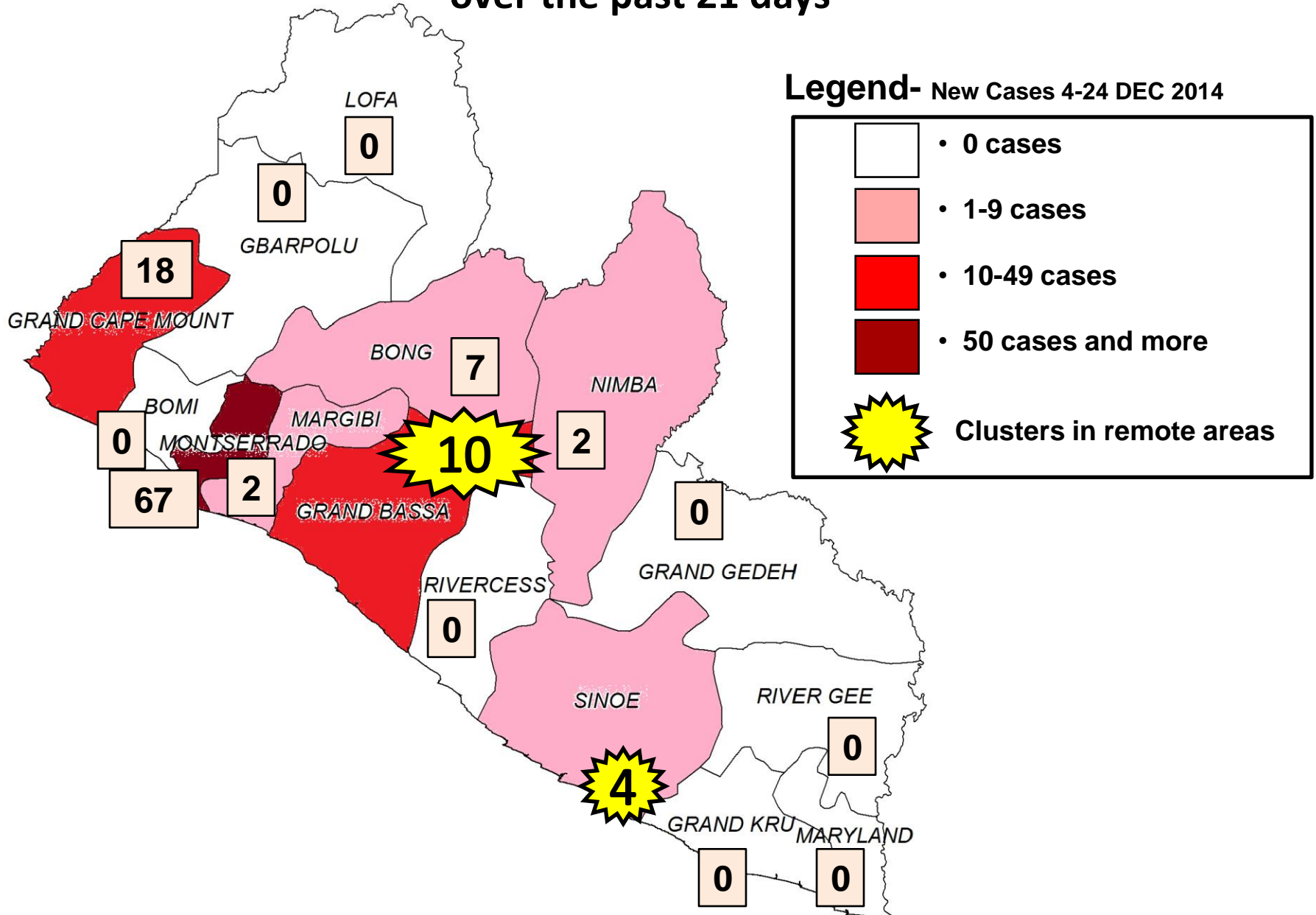
■ County did not report

New¹ suspected and probable cases by County over the past 7 days



¹ Data from daily email county reports of aggregated data

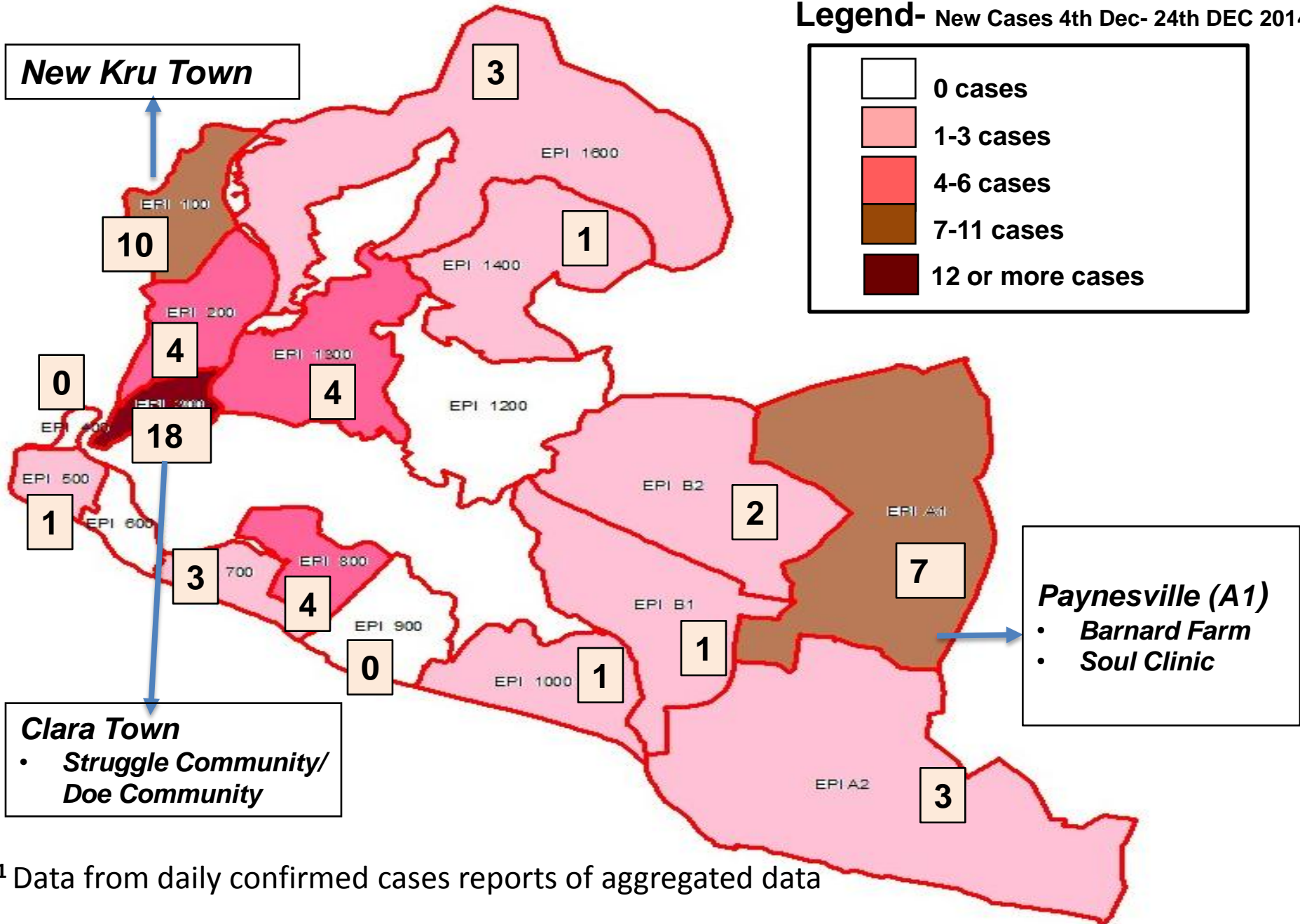
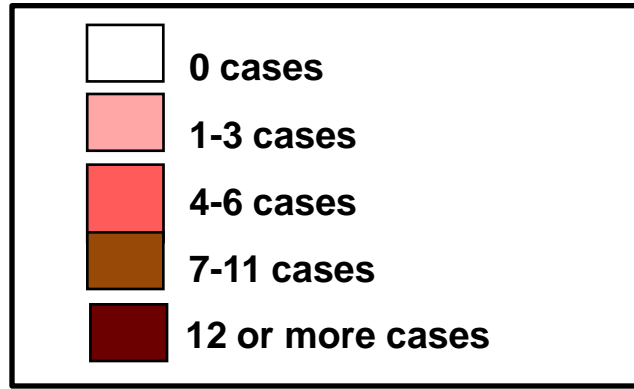
¹Laboratory confirmed cases (Alive and Dead) by County over the past 21 days



¹ Data from daily confirmed cases reports of aggregated data by County

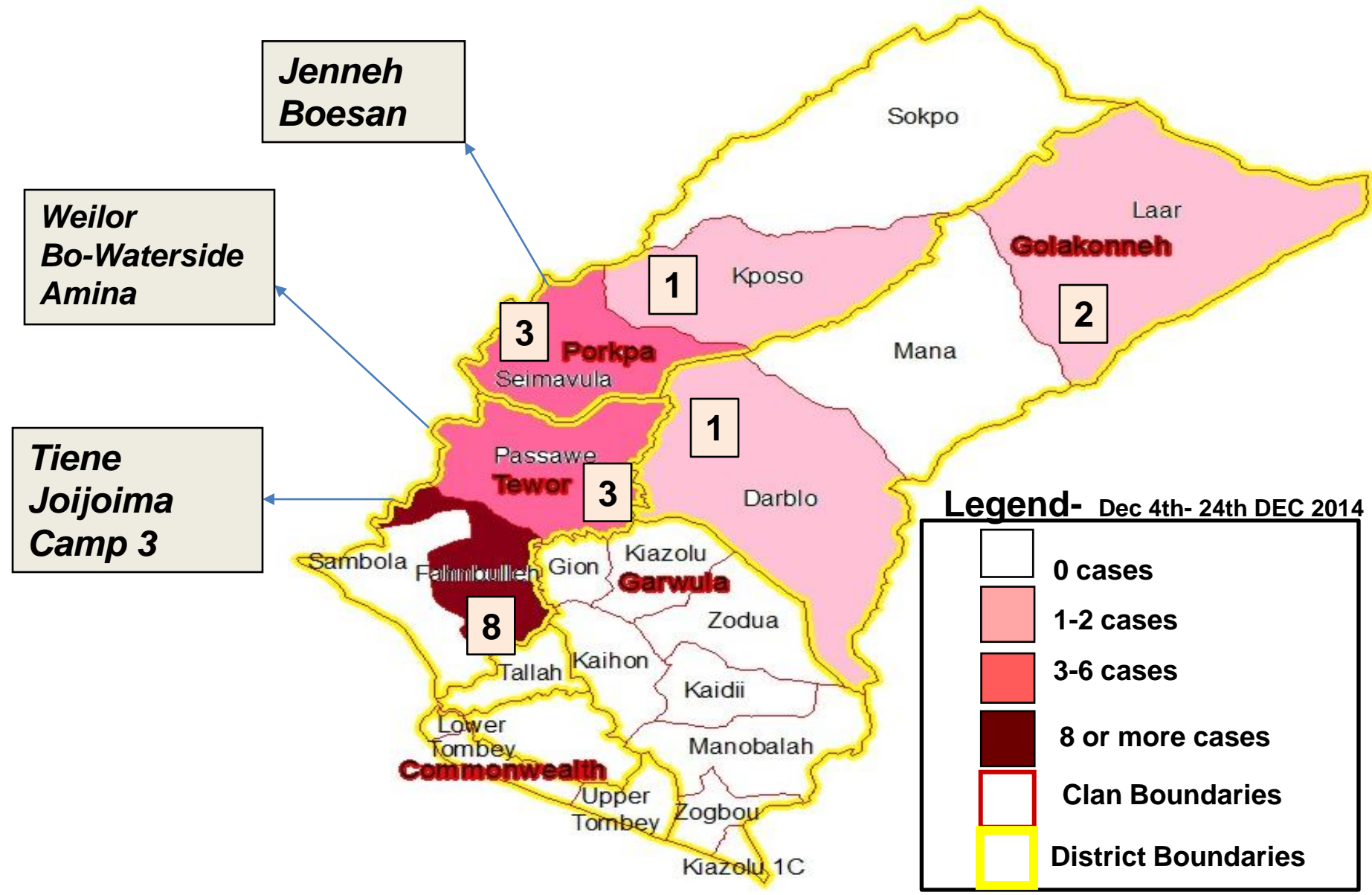
Confirmed cases (Alive & Dead) over the past 21 days in Greater Monrovia

Legend- New Cases 4th Dec- 24th DEC 2014



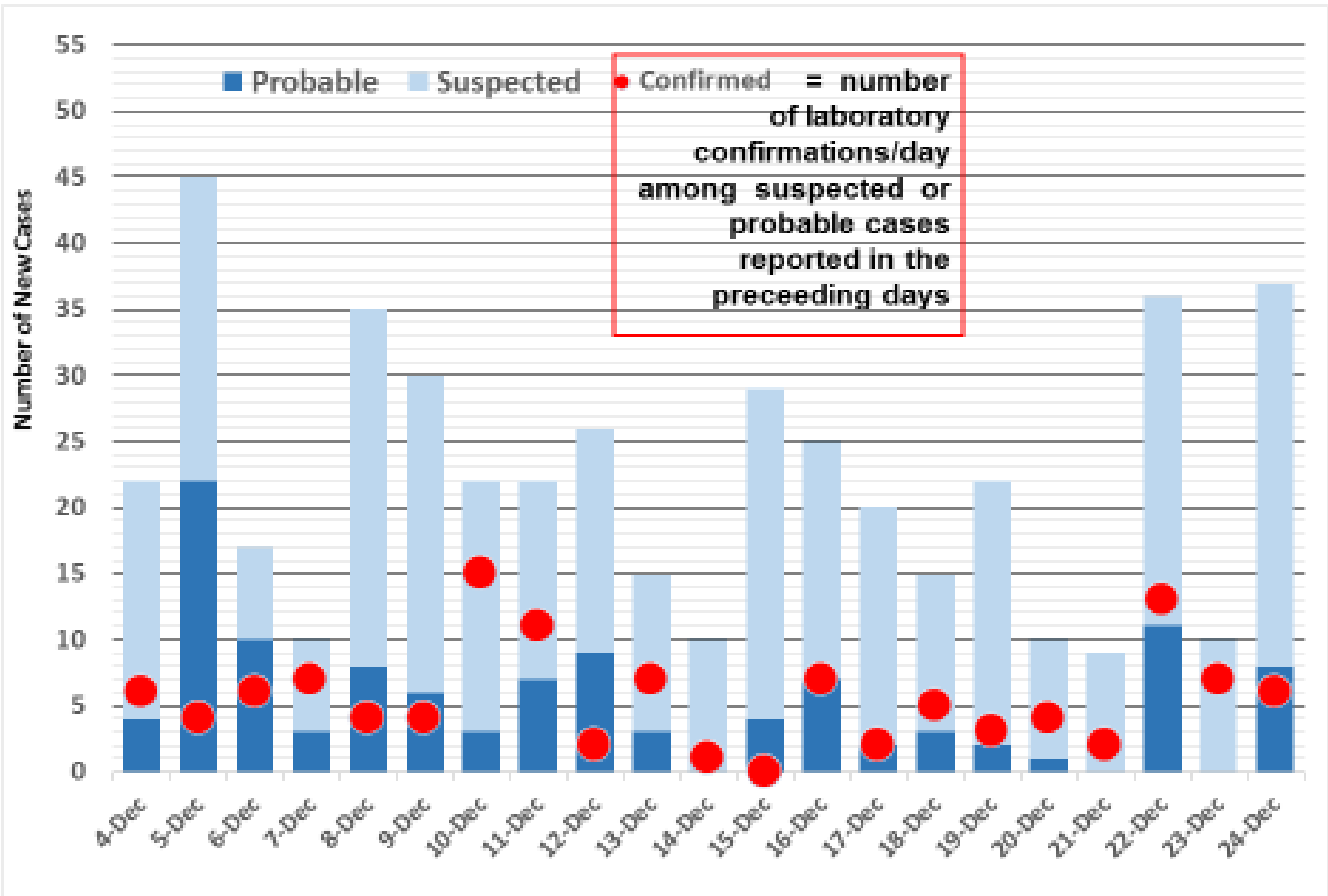
¹ Data from daily confirmed cases reports of aggregated data

Confirmed cases (Alive & Dead) over the past 21 days in Grand Cape Mount



¹ Data from daily confirmed cases reports of aggregated data

New¹ Cases Reported by Date, Past 21 Days




Admissions, Currently in Treatment, and Discharges

	CCC/Holding Centers			Ebola Treatment Units		
	New admissions	Currently in treatment	Discharges (not including transferred)	New admissions	Currently in treatment	Discharges
Bomi	0	0	0	0	1	0
Bong	/	/	/	0	8	2
Gbarpolu	0	0	0	/	/	/
Grand Bassa	0	0	0	/	/	/
Grand Cape Mount	/	/	/	/	/	/
Grand Gedeh	0	0	0	/	/	/
Grand Kru	0	0	0	/	/	/
Lofa	/	/	/	0	1	0
Margibi	0	0	0	0	2	2
Maryland	0	0	0	/	/	/
Montserrado	/	/	/	13	64	8
Nimba	/	/	/	1	4	0
River Gee	0	0	0	/	/	/
River Cess	/	/	/	/	/	/
Sinoe	1	2	0	/	/	/
NATIONAL	1	2	0	14	80	12

 County without CCC/HC or ETUs

Data from daily email county reports

 County did not report

Admissions, Currently in Treatment, and Discharges: Montserrado and Margibi

	Ebola Treatment Units in Montserrado County			
	New admissions	Currently in treatment	Discharges Cured	Discharged Not a Case
ELWA 2	1	4	0	1
ELWA 3	3	23	1	1
Island Clinic	6	17	1	3
MOD1	1	8	0	0
UCC	0	1	0	0
China ETU	2	11	0	1
Total	13	64	2	6

	Ebola Treatment Units in Margibi County			
	New admissions	Currently in treatment	Discharges Cured	Discharged not a case
Kakata	0	1	0	2
MMU	0	1	0	0
Firestone	0	0	0	0
Total	0	2	0	2

 ETU did not report

Laboratory Samples Evaluated

Laboratory	Total	New Positive	Repeat Positive	Initial Negative	Repeat Test Negative	Indeterminate
National Reference lab at LIBR	17	0	3	13	0	1
Mobile lab in Bong	6	0	0	3	3	0
Mobile lab in Island	5	1	0	1	2	1
Mobile lab in ELWA	16	5	1	4	5	1
Sanniquelleh Lab	0	0	0	0	0	0
Tappita lab	0	0	0	0	0	0
Zwedru Lab	0	0	0	0	0	0
Lofa	4	0	0	4	0	0
Total	48	6	4	25	10	3

Contact Tracing Summary

County	Number of Source Cases under follow-up	Newly reported Contacts on the day	Number of Contacts currently under follow-up	Number Of Contacts seen on day	Contacts who complete d 21 days follow-up	Contacts lost to follow-up (3rd day missing)	Contacts with Symptoms on the day	Contacts removed as source case had not Ebola
Bomi		0	112	112	0	0	0	0
Bong		0	30	30	0	0	0	0
Gbarpolu	0	0	0	0	0	0	0	0
Grand Bassa	22	0	26	26	0	0	0	0
Grand Cape Mount		3	169	169	0	0	0	0
Grand Gedeh	0	0	0	0	0	0	0	0
Grand Kru	0	0	0	0	0	0	0	0
Lofa	0	0	0	0	0	0	0	0
Margibi		0	1152	1152	0	0	0	0
Maryland	0	0	0	0	0	0	0	0
Montserrado		132	3764	3521	142	4	0	0
Nimba	3	0	49	49	0	0	1	0
River Gee	0	0	0	0	0	0	0	0
River Cess	0	0	0	0	0	0	0	0
Sinoe	5	7	47	40	0	0	0	0
NATIONAL	30	142	5349	5099	142	4	1	0

Data from daily email county reports



County did not report