

Chesapeake Bay Sailing Log Canoes

Class Racing Rules

- A. A log canoe must carry one throwable life preserver on board.
- B. Log canoe races shall not be started unless there is at least 3 knots of breeze.
- C. The log canoes sail under the 360 degree penalty rule and not the 720 rule.
- D. Protests shall be in accordance with US Sailing rules.
- E. Mast-abeam position, the word foremast will be substituted for mainmast.
- F. Man Overboard: If a man goes overboard from a canoe, he may be picked up by another boat and put back aboard the canoe. However, the canoe must lay to in the meantime.
- G. At the expiring of the time limit for a race the race committee may offer points equal to the position that the remaining boats are holding.

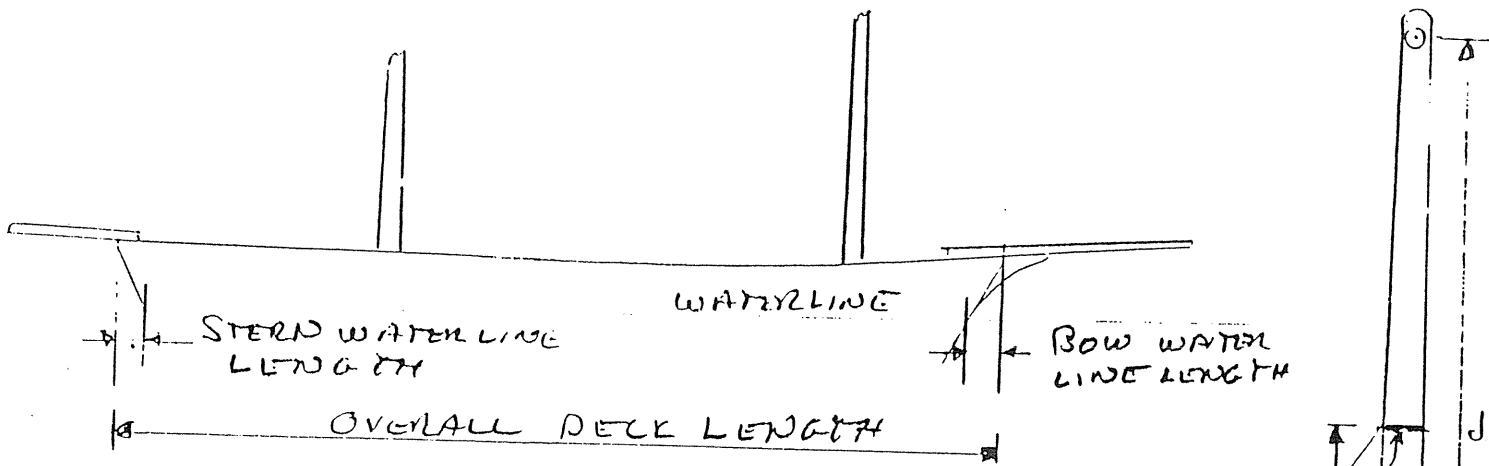


Figure 1 : Overall Length Measurement

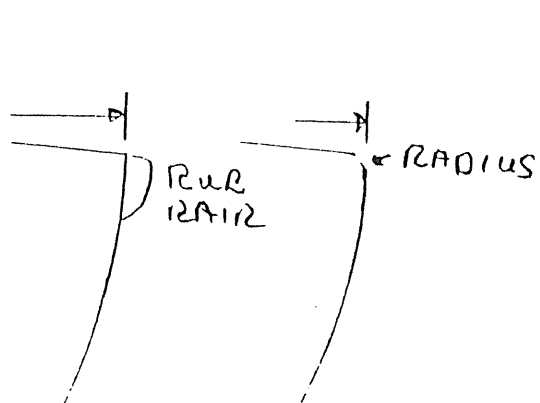


Figure 2: Side of Boat Clarification




Figure 3: Aft Quarter Beam Measurement

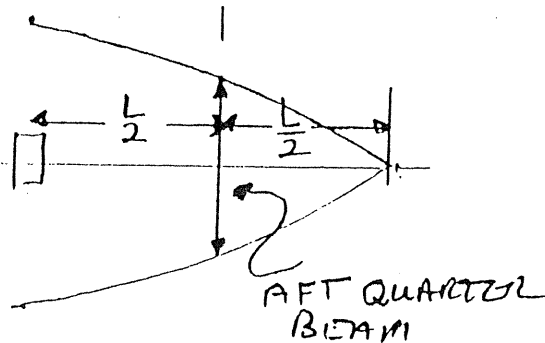


Figure 4: Foremast Measurements

3/4" BLACK BAND.

Log Canoe Sail Specifications

Definitions:

1. **HB**-measurement from the apex of the leech and head to the apex of the luff and head including bolt rope and excluding slides.
2. **MGU**-measurement 25% down the leech to the shortest distance to the luff.
3. **MGM**-measurement 50% down the leech to the shortest distance to the luff.
4. **MGL**-measurement 75% down the leech to the shortest distance to the luff.
5. **E**-measurement from the clew on the fore or main to the shortest distance to the luff.
6. **LP**-measurement from the clew to the shortest distance to the luff.
7. To find the 1/4 points for measuring a foresail or mainsail, forehead to the clew for the mid-point and the 1/4 and 3/4 by folding the tack and head to the mid-point of the leech.
8. To find the 1/4 points for measuring a jib, fold the head to the clew for the mid-point and the 1/4 and 3/4 by folding the clew and head to the mid-point. Then fold head to the tack for the mid-point and the 1/4 and 3/4 by folding the tack and head to the mid-point luff.
9. **Head**- the head shall be taken as the highest point of the sail projected perpendicular to the luff or its extension.
10. **Clew on fore or main**- the intersection of where the leech meets the club part of the sail.

Specifications

1. **Forersail and Mainsail** Figure 5.
 - A. $MGU=38\%$ of E, $MGM=65\%$ of E, $MGL=90\%$ of E- maximums.
 - B. 4 battens maximum, equally spaced on the leech. Top batten may be full, remaining battens maximum length is 34% of E.
 - C. Maximum foot round is 3% of foot length.
 - D. 3 battens maximum, equally spaced on foot. Maximum length is 10% of foot length.
 - E. Maximum HB is 6 inches.
2. **Jibs** Figure 6.
 - A. Top 1/4 girth no greater than 25% of foot length. 1/2 girth no greater than 50% of foot length. Bottom 3/4 girth no greater than 75% of foot length.
 - B. 3 battens maximum, equally spaced on leech. Top batten no longer than 13% of foot length. Bottom battens no longer than 19% of foot length.
 - C. Maximum foot round 6% of foot length.

- D. No full length battens.
 - E. No headboards permitted.
 - F. Jib foot must be attached to jib club at least every 3 feet.
3. Kites Figure 7.
- A. MGU=38% of LP, MGM=65% of LP and MGL=90% of LP- Maximum.
 - B. 4 battens maximum, equally spaced on leech. Top batten no greater than 25% of LP. Middle battens no greater than 34% of LP. Bottom batten no greater than 30% of LP.
 - C. No full length battens.
 - D. No headboards permitted.
4. Each sail shall have a Log Canoe Royalty Stamp. These stamps shall be obtained through the Log Canoe Association. This stamp means the sail measures in accordance with these sailing specifications.
5. Each new sail shall be measured by a sailmaker along with a Log Canoe Association representative being present.

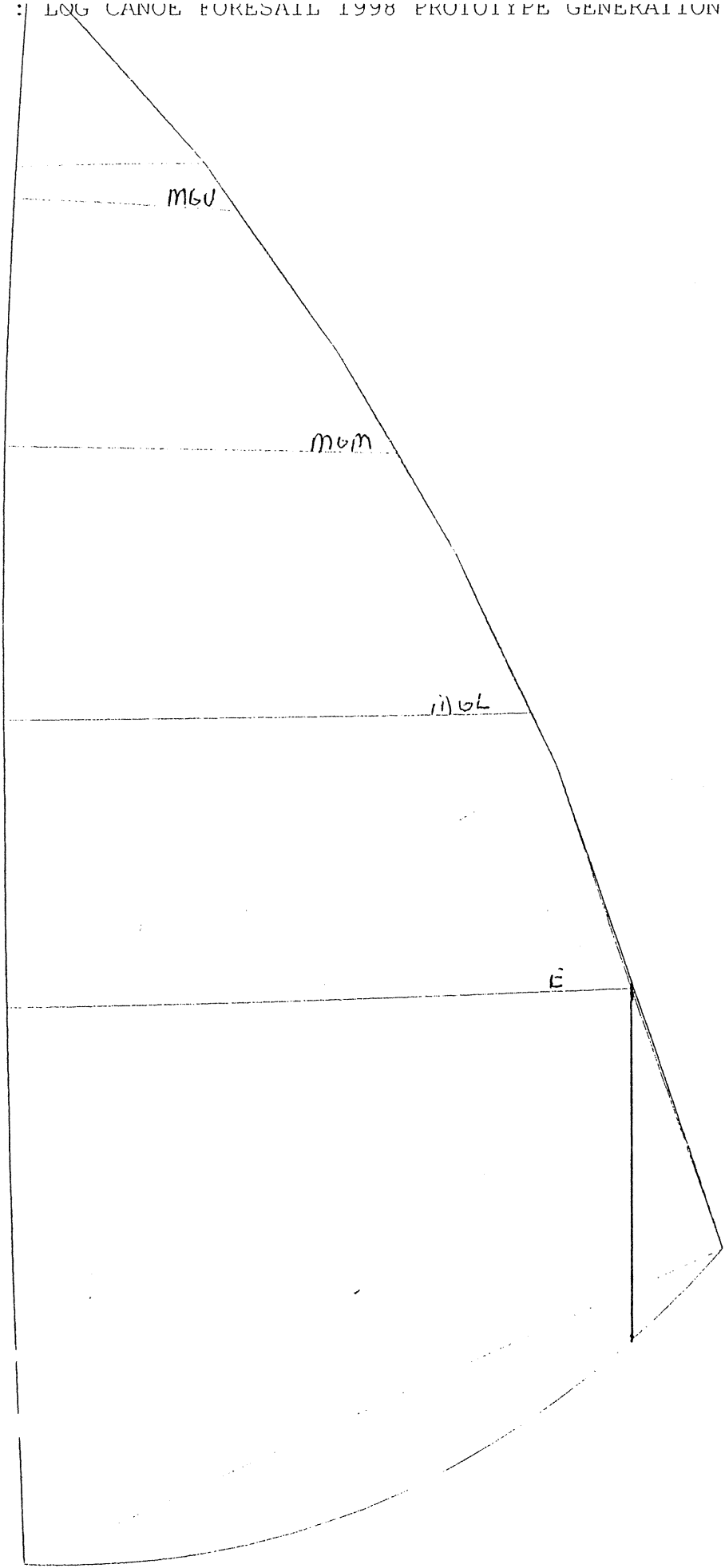


FIGURE 5

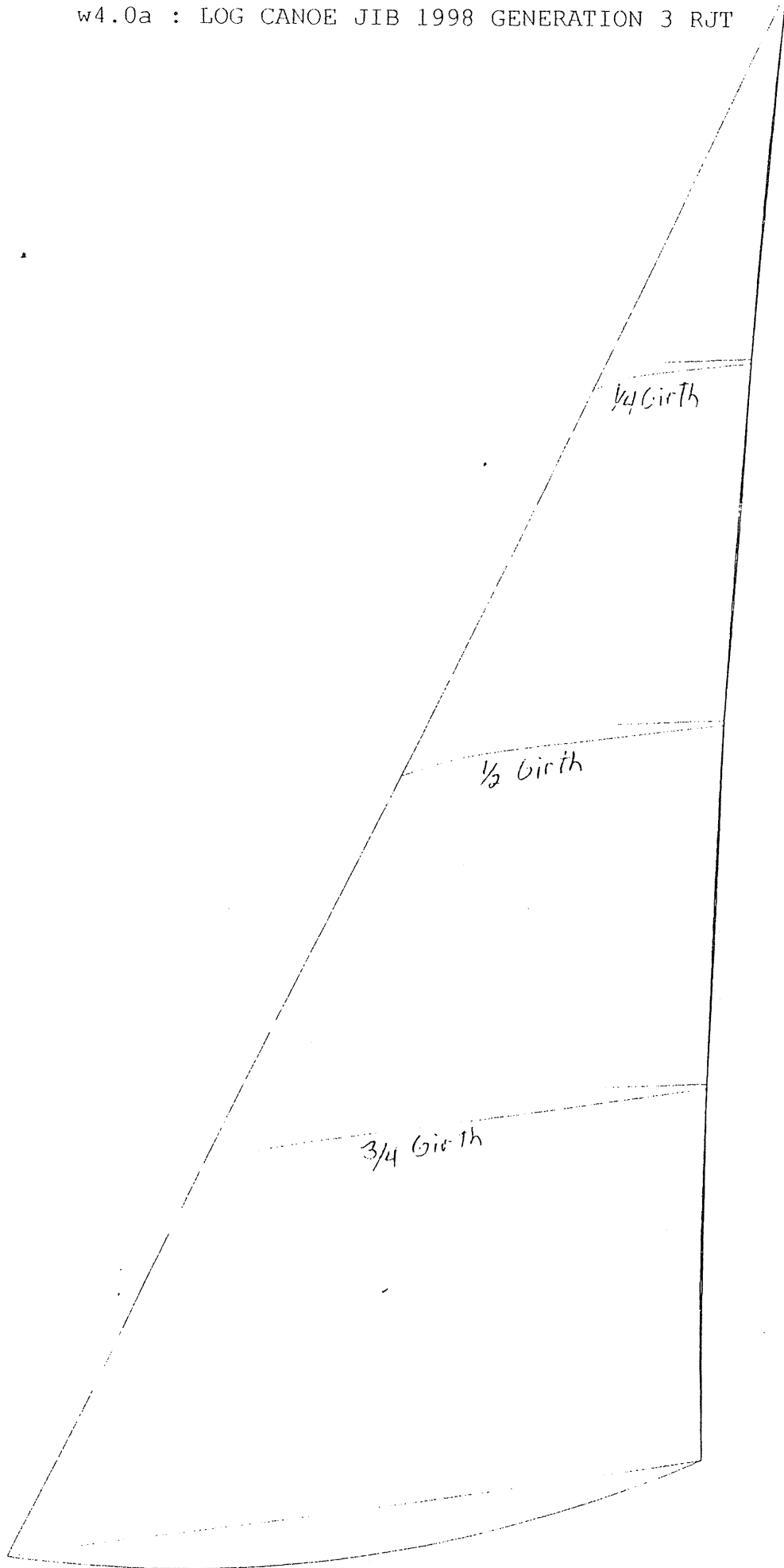


FIGURE 6

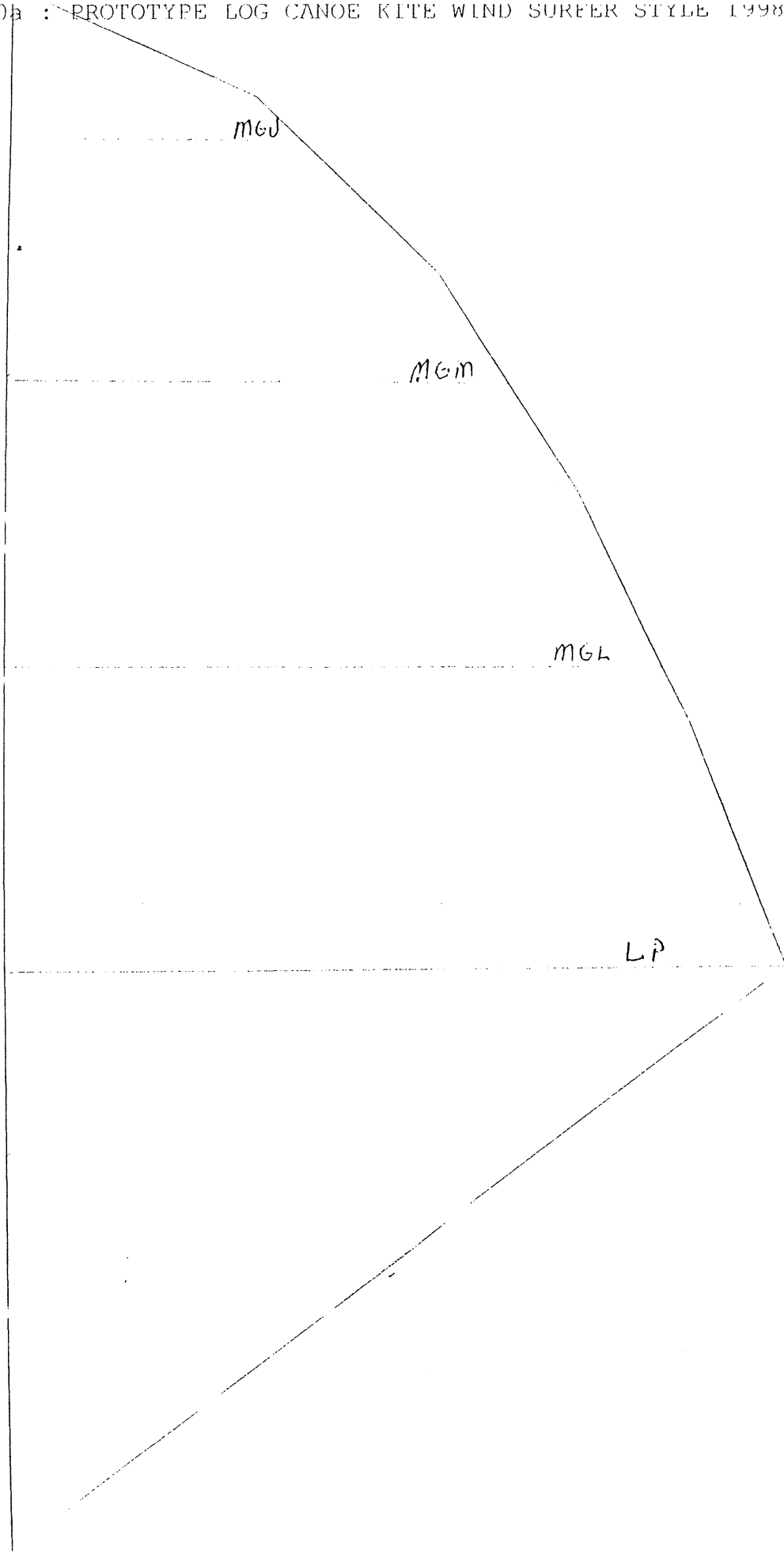


FIGURE 7