



Liberia Ebola Daily Sitrep no. 206 for 7th December 2014

Ministry of Health

Ebola Case and Death Summary by County

County	DAILY EMAIL REPORT			Laboratory ² Confirmed Cases (Alive and Dead)	VHF DATABASE				Cumulative deaths ²
	New ¹ suspected and probable cases (Alive and Dead)				Cumulative ³ cases 23 May-December 7 th 2014				
	Total	Suspect	Probable		Total	Suspect	Probable	Confirmed	
Bomi	0	0	0	0	293	83	75	135	158
Bong	1	1	0	0	557	390	32	135	124
Gbarpolu	0	0	0	0	38	25	3	10	10
Grand Bassa	0	0	0	0	154	41	73	40	65
Grand Cape Mount	0	0	1	2	157	47	49	61	82
Grand Gedeh	0	0	0	0	10	8	0	2	5
Grand Kru	0	0	0	0	36	14	18	4	27
Lofa	0	0	0	0	645	171	148	326	385
Margibi	0	0	0	0	1254	415	474	365	550
Maryland	0	0	0	0	21	15	2	4	17
Montserrado	7	5	2	5	4181	1744	807	1630	1698
Nimba	1	1	0	0	322	80	128	114	53
River Gee	0	0	0	0	19	7	5	7	8
River Cess	0	0	0	0	41	9	12	20	26
Sinoe	0	0	0	0	37	18	3	16	14
NATIONAL	10	7	3	7	7765	3067	1829	2869	3222

¹ From daily email county reports of aggregated data for that day

²Laboratory confirmed cases of suspects and probable cases identified during the preceding days

³From individual-level data from the Case Investigation form; cases may be reclassified according to surveillance case definitions

↑ Increase in daily reported cases by county

New Ebola Cases and Deaths Summarised by County

County	Alive ¹			Alive ² Confirmed	Deaths ¹			Deaths	
	Suspected & probable				Suspected & probable			Confirmed ² deaths in community	Deaths in confirmed patients ³
	Total	Susp.	Prob.		Total	Susp.	Prob.		
Bomi	0	0	0	0	0	0	0	0	
Bong	1	1	0	0	0	0	0	0	
Gbarpolu	0	0	0	0	0	0	0	0	
Grand Bassa	0	0	0	0	0	0	0	0	
Grand Cape Mount	1	0	1	2	0	0	0	0	
Grand Gedeh	0	0	0	0	0	0	0	0	
Grand Kru	0	0	0	0	0	0	0	0	
Lofa	0	0	0	0	0	0	0	0	
Margibi	0	0	0	0	0	0	0	0	
Maryland	0	0	0	0	0	0	0	0	
Montserrado	7	5	2	5	0	0	0	4	
Nimba	0	0	0	0	1	1	0	0	
River Gee	0	0	0	0	0	0	0	0	
River Cess	0	0	0	0	0	0	0	0	
Sinoe	0	0	0	0	0	0	0	0	
NATIONAL	9	6	3	7	1	1	0	4	

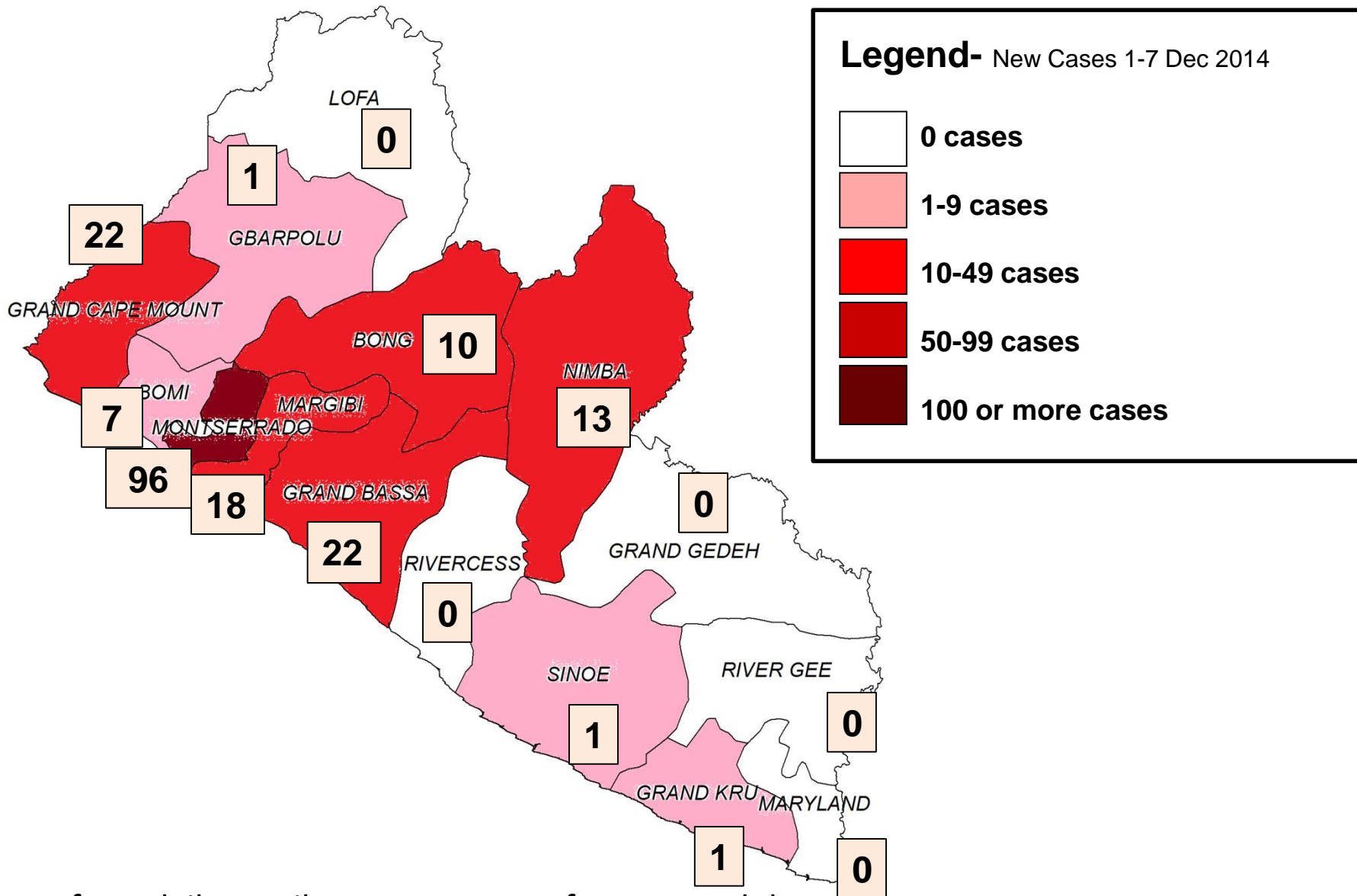
¹ From daily email county reports of aggregated data for that day

² Based on laboratory tests of suspects and probable cases identified during the preceding days

³ Refers to cases confirmed while alive that later died in ETU, or elsewhere

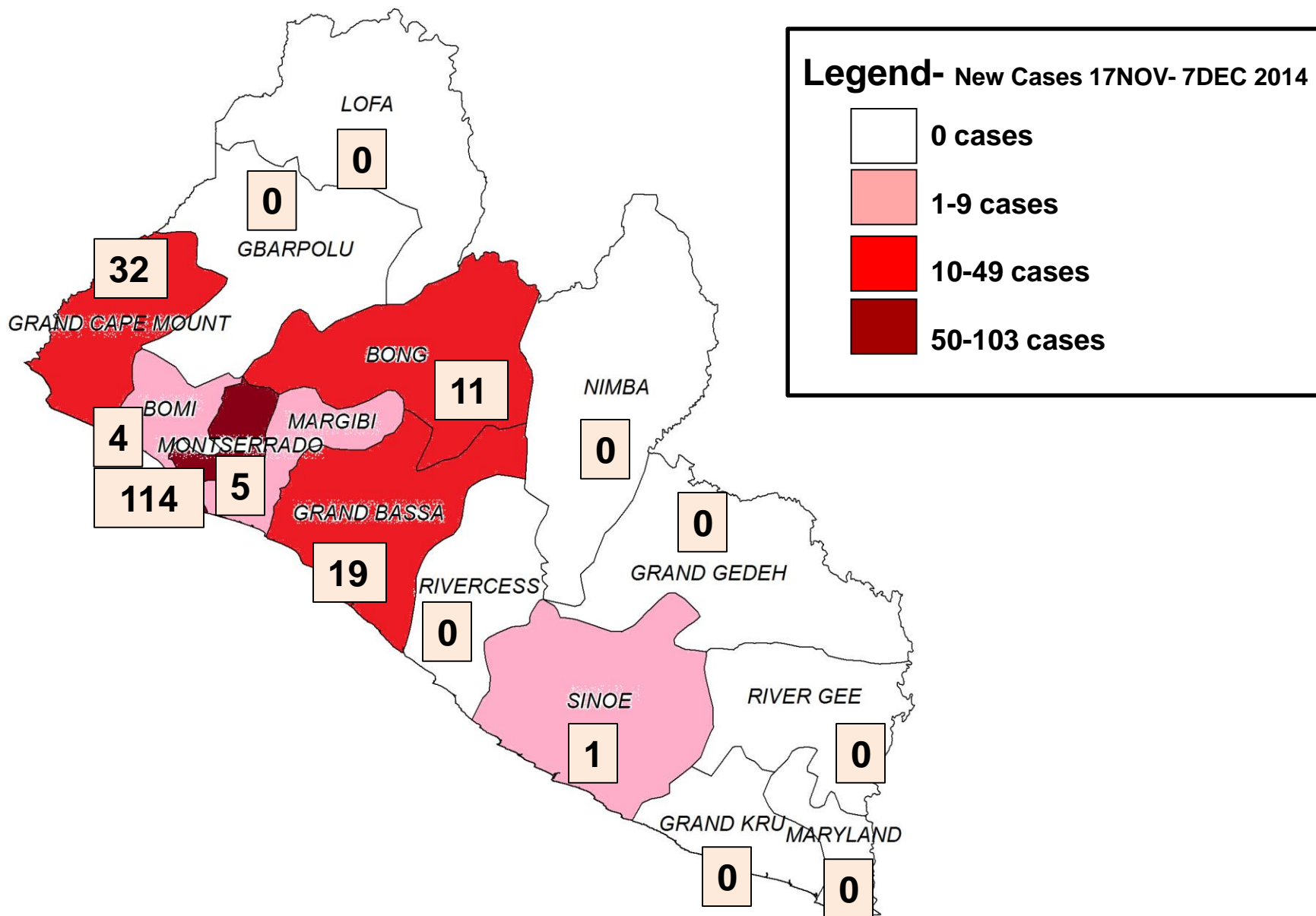
■ County did not report

New¹ suspected and probable cases by County over the past 7 days



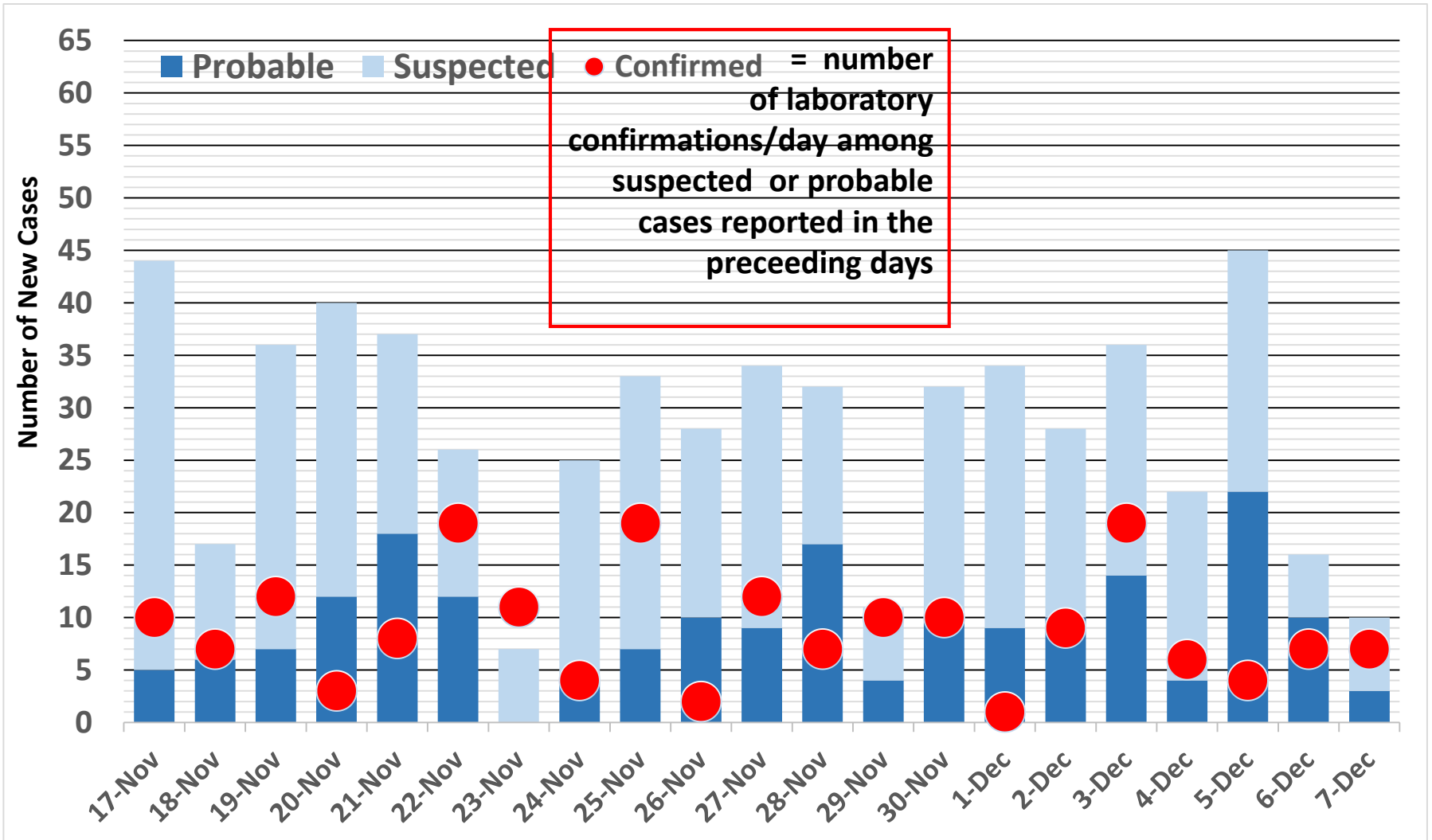
¹ Data from daily email county reports of aggregated data

¹Laboratory confirmed cases (Alive and Dead) by County over the past 21 days



¹ Data from daily confirmed cases reports of aggregated data by County

New¹ Cases Reported by Date, Past 21 Days



¹ Data from daily email county reports of aggregated data

Laboratory Confirmed Cases on December 7th, 2014

County	New Confirmed Cases	
	Alive	Dead
Bomi	0	0
Bong	0	0
Gbarpolu	0	0
Grand Bassa	0	0
Grand Cape Mount	2	0
Grand Gedeh	0	0
Grand Kru	0	0
Lofa	0	0
Margibi	0	0
Maryland	0	0
Montserrado	5	0
Nimba	0	0
Rivergee	0	0
Rivercess	0	0
Sinoe	0	0
National	7	0

Healthcare Worker (HCW) Cases and Deaths

County	New ¹ suspected and probable cases (Alive and Dead)		
	Total	Susp	Prob
Bomi	0	0	0
Bong	0	0	0
Gbarpolu	0	0	0
Grand Bassa	0	0	0
Grand Cape Mount	0	0	0
Grand Gedeh	0	0	0
Grand Kru	0	0	0
Lofa	0	0	0
Margibi	0	0	0
Maryland	0	0	0
Montserrado	0	0	0
Nimba	0	0	0
River Gee	0	0	0
River Cess	0	0	0
Sinoe	0	0	0
NATIONAL	0	0	0

Laboratory ² Confirmed cases		
Total	Alive	Dead
0	0	0
0	0	0
0	0	0
0	0	0
0	0	0
0	0	0
0	0	0
0	0	0
0	0	0
0	0	0
0	0	0
2	0	2
0	0	0
0	0	0
0	0	0
0	0	0
2	0	2

Cumulative ³ Confirmed HCW Cases	
Cases	Deaths
18	14
41	16
0	0
8	4
10	4
0	0
0	0
22	16
71	38
1	0
179	83
12	2
3	0
0	0
1	0
366	177

¹ Data from daily email county reports

² Based on laboratory tests of suspects and probable cases identified during the preceding days

³ **Aggregated data** of confirmed HCW cases

Admissions, Currently in Treatment, and Discharges

	CCC/Holding Centers			Ebola Treatment Units		
	New admissions	Currently in treatment	Discharges (not including transferred)	New admissions	Currently in treatment	Discharges
Bomi	0	0	0	0	10	0
Bong	/	/	/	1	7	3
Gbarpolu	0	0	0	/	/	/
Grand Bassa	0	0	0	/	/	/
Grand Cape Mount	/	/	/	/	/	/
Grand Gedeh	0	0	0	/	/	/
Grand Kru	0	0	0	/	/	/
Lofa	/	/	/	0	0	0
Margibi	0	0	0	2	13	6
Maryland	0	0	0	/	/	/
Montserrado	/	/	/	8	102	4
Nimba	/	/	/	0	7	0
River Gee	0	0	0	/	/	/
River Cess	/	/	/	/	/	/
Sinoe	0	0	0	/	/	/
NATIONAL	0	0	0	11	139	13

/ County without CCC/HC or ETUs

Data from daily email county reports

Admissions, Currently in Treatment, and Discharges: Montserrado and Margibi

	Ebola Treatment Units in Montserrado County		
	New admissions	Currently in treatment	Discharges
ELWA 2	0	11	0
ELWA 3	3	25	2
Island Clinic	3	27	0
MOD1	2	38	0
UCC	0	1	2
Total	8	102	4

	Ebola Treatment Units in Margibi County		
	New admissions	Currently in treatment	Discharges
Kakata	2	10	5
MMU	0	3	1
Firestone	0	0	0
Total	2	13	6

■ ETU did not report

Laboratory Samples Evaluated

Laboratory	Total	New Positive	Repeat Positive	Initial Negative	Repeat Test Negative	Indeterminate
National Reference lab at LIBR	7	0	0	5	2	0
Mobile lab in Bong	19	0	1	16	2	0
Mobile lab in Island	21	2	3	6	10	0
Mobile lab in ELWA	10	5	0	4	1	0
Sanniquellie Lab	2	0	0	2	0	0
Total	59	7	4	33	15	0

Contact Investigation Summary

County	Newly reported contacts	Currently under follow-up	Contacts seen on day	Contacts who completed 21 days follow-up	Contacts lost to follow-up
Bomi	0	112	112	0	1
Bong	0	100	100	0	0
Gbarpolu	0	0	0	8	0
Grand Bassa	0	46	38	28	2
Grand Cape Mount	0	386	385	0	0
Grand Gedeh	0	0	0	0	0
Grand Kru	0	34	24	0	10
Lofa	0	0	0	0	0
Margibi	0	1764	1579	0	185
Maryland	0	10	10	6	0
Montserrado	84	3438	3433	50	0
Nimba	0	0	0	0	0
River Gee	0	0	0	0	0
River Cess	0	0	0	0	0
Sinoe	0	46	46	0	0
NATIONAL	84	5980	5703	92	198

Data from daily email county reports



County did not report