



Liberia Ebola Daily Sitrep no. 204 for 5th December 2014

Ministry of Health

Ebola Case and Death Summary by County

County	DAILY EMAIL REPORT			Laboratory ² Confirmed Cases (Alive and Dead)	VHF DATABASE				Cumulative deaths ²
	New ¹ suspected and probable cases (Alive and Dead)				Cumulative ³ cases 23 May-December 5 th 2014				
	Total	Suspect	Probable		Total	Suspect	Probable	Confirmed	
Bomi	2	0	2	0	293	83	75	135	158
Bong	1	1	0	0	557	390	32	135	124
Gbarpolu	1	1	0	0	38	25	3	10	10
Grand Bassa ↑	5	3	2	0	156	41	75	40	65
Grand Cape Mount ↑↑	7	6	1	0	153	47	47	59	76
Grand Gedeh	0	0	0	0	10	8	0	2	5
Grand Kru	0	0	0	0	36	14	18	4	27
Lofa	0	0	0	0	645	171	148	326	385
Margibi	1	0	1	1	1254	415	474	365	550
Maryland	0	0	0	0	21	15	2	4	17
Montserrado ↑	22	6	16	3	4149	1733	786	1630	1688
Nimba ↑↑	6	6	0	0	322	80	128	114	53
River Gee	0	0	0	0	19	7	5	7	8
River Cess	0	0	0	0	41	9	12	20	26
Sinoe	0	0	0	0	37	18	3	16	14
NATIONAL	45	23	22	4	7731	3056	1808	2867	3206

¹ From daily email county reports of aggregated data for that day

²Laboratory confirmed cases of suspects and probable cases identified during the preceding days

³From individual-level data from the Case Investigation form; cases may be reclassified according to surveillance case definitions

↑ Increase in daily reported cases by county

New Ebola Cases and Deaths Summarised by County

County	Alive ¹			Alive ²	Deaths ¹			Deaths		
	Suspected & probable				Confirmed	Suspected & probable			Confirmed ² deaths in community	Deaths in confirmed patients ³
	Total	Susp.	Prob.			Total	Susp.	Prob.		
Bomi	2	0	2	0	0	0	0	0	0	
Bong	1	1	0	0	0	0	0	0	0	
Gbarpolu	1	1	0	0	0	0	0	0	0	
Grand Bassa	5	3	2	0	0	0	0		0	
Grand Cape Mount	0	0	0	0	7	6	1	0	0	
Grand Gedeh	0	0	0	0	0	0	0	0	0	
Grand Kru	0	0	0	0	0	0	0	0	0	
Lofa	0	0	0	0	0	0	0	0	0	
Margibi	1	0	1	1	0	0	0	0	0	
Maryland	0	0	0	0	0	0	0	0	0	
Montserrado	19	3	16	2	3	3	0	1	3	
Nimba	5	5	0	0	1	1	0	0	0	
River Gee	0	0	0	0	0	0	0	0	0	
River Cess	0	0	0	0	0	0	0	0	0	
Sinoe	0	0	0	0	0	0	0	0	0	
NATIONAL	34	13	21	3	11	10	1	1	3	

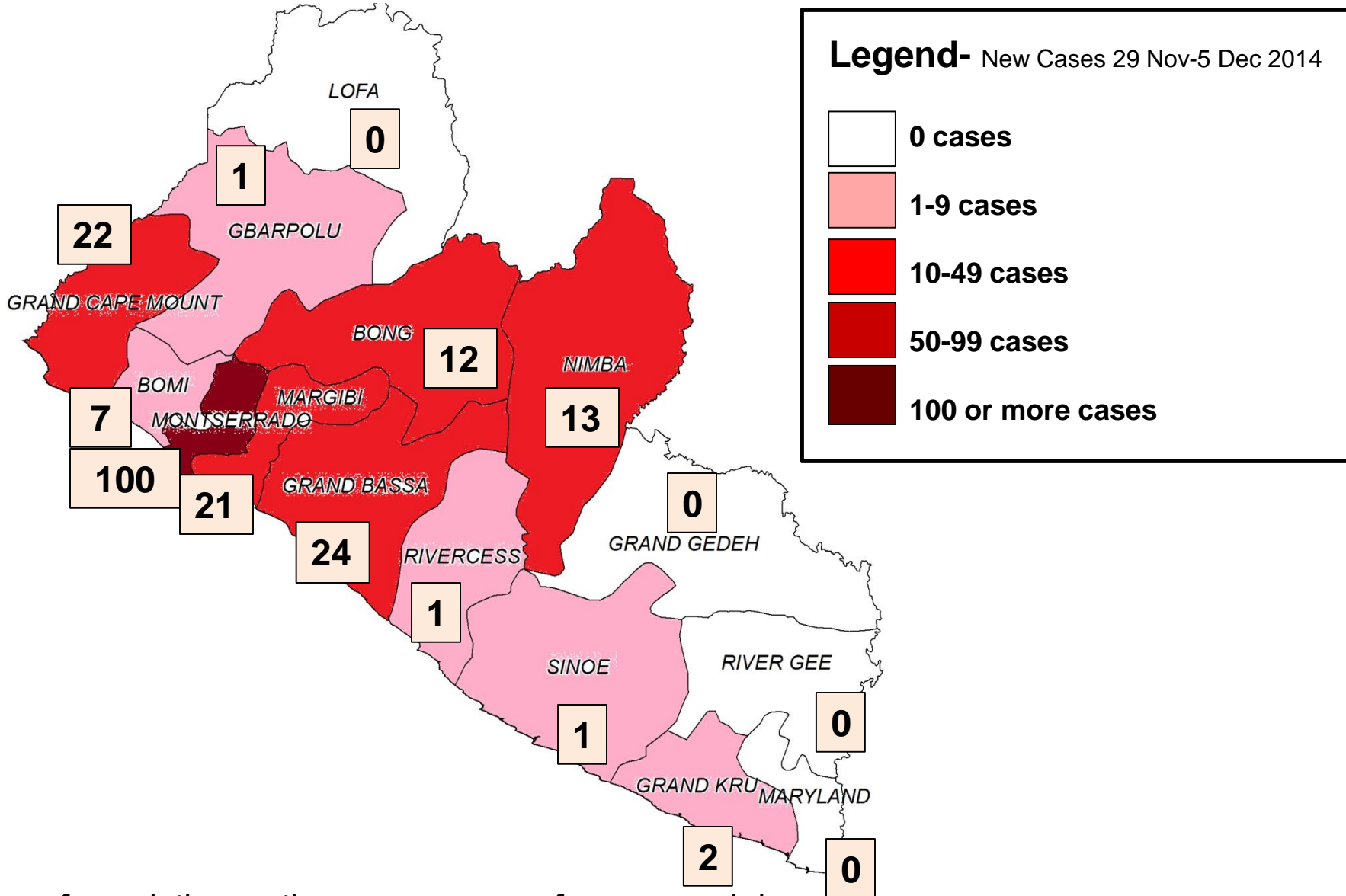
¹ From daily email county reports of aggregated data for that day

² Based on laboratory tests of suspects and probable cases identified during the preceding days

³ Refers to cases confirmed while alive that later died in ETU, or elsewhere

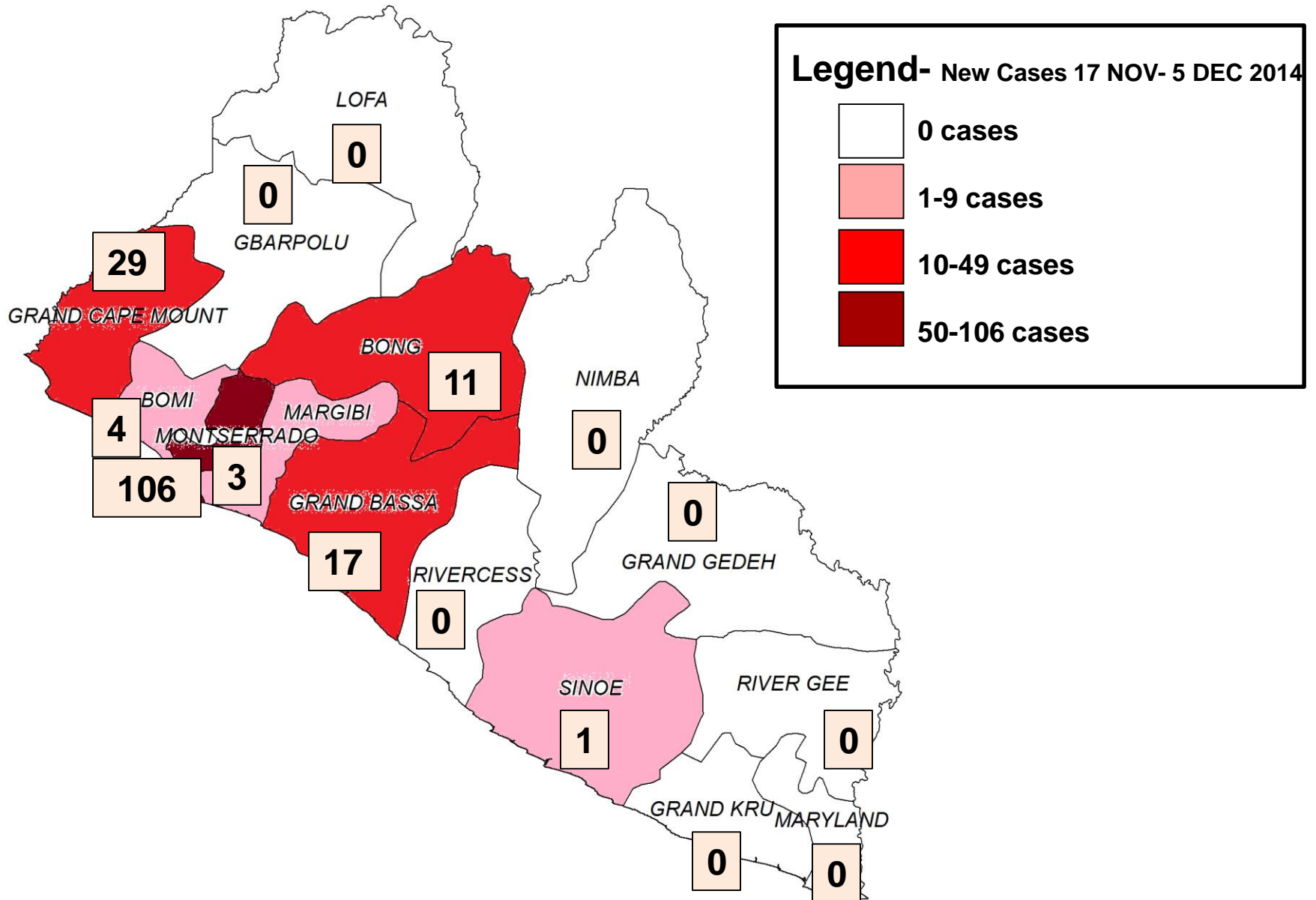
■ County did not report

New¹ suspected and probable cases by County over the past 7 days



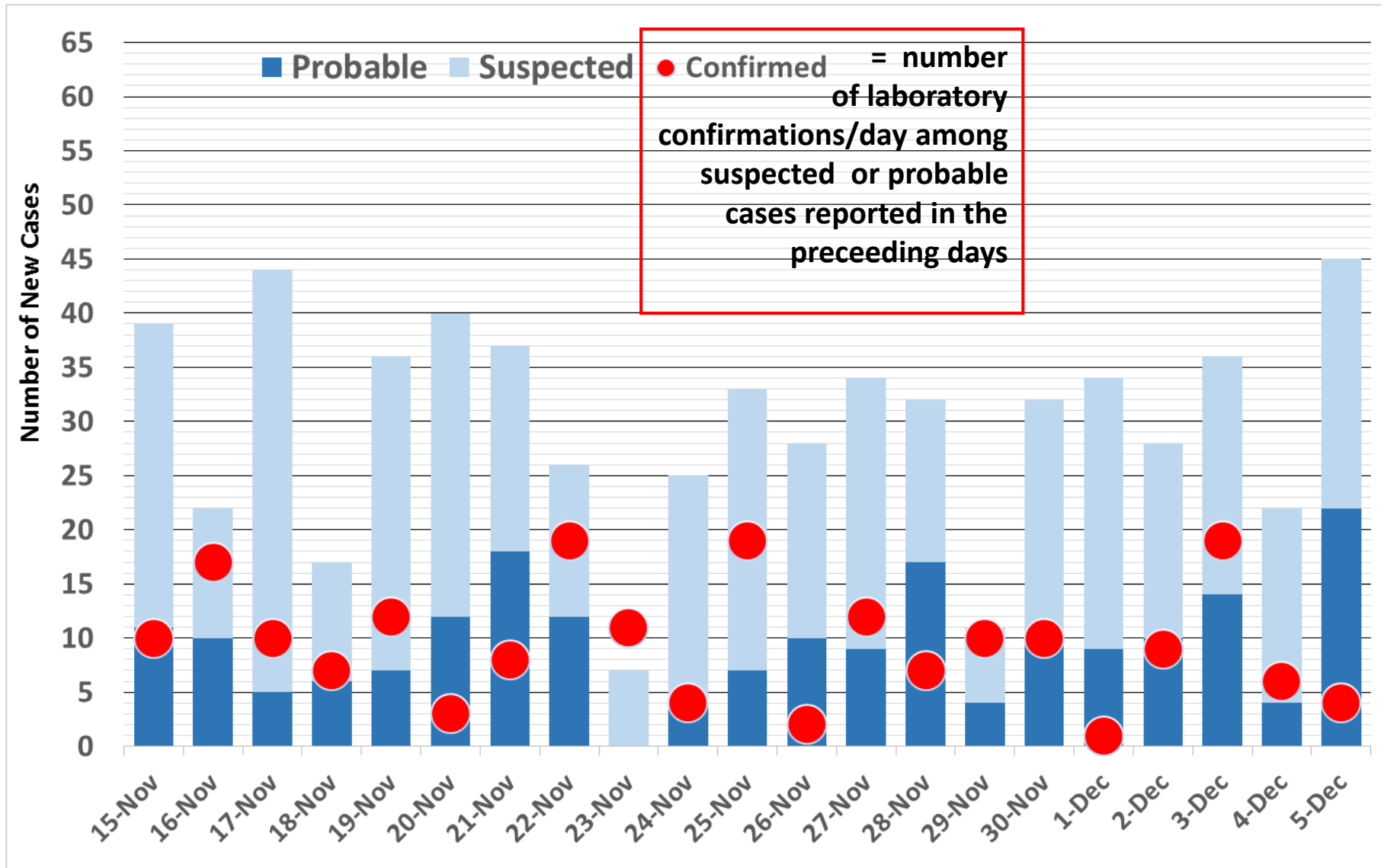
¹ Data from daily email county reports of aggregated data

¹Laboratory confirmed cases (Alive and Dead) by County over the past 19 days



¹ Data from daily confirmed cases reports of aggregated data by County

New¹ Cases Reported by Date, Past 21 Days



¹ Data from daily email county reports of aggregated data

Laboratory Confirmed Cases on December 5th, 2014

County	New Confirmed Cases	
	Alive	Dead
Bomi	0	0
Bong	0	0
Gbarpolu	0	0
Grand Bassa	0	0
Grand Cape Mount	0	0
Grand Gedeh	0	0
Grand Kru	0	0
Lofa	0	0
Margibi	1	0
Maryland	0	0
Montserrado	2	1
Nimba	0	0
Rivergee	0	0
Rivercess	0	0
Sinoe	0	0
National	3	1

Healthcare Worker (HCW) Cases and Deaths

County	New ¹ suspected and probable cases (Alive and Dead)		
	Total	Susp	Prob
Bomi	0	0	0
Bong	0	0	0
Gbarpolu	0	0	0
Grand Bassa	0	0	0
Grand Cape Mount	1	0	1
Grand Gedeh	0	0	0
Grand Kru	0	0	0
Lofa	0	0	0
Margibi	0	0	0
Maryland	0	0	0
Montserrado	2	0	2
Nimba	0	0	0
River Gee	0	0	0
River Cess	0	0	0
Sinoe	0	0	0
NATIONAL	3	0	3

Laboratory ² Confirmed cases		
Total	Alive	Dead
0	0	0
0	0	0
0	0	0
0	0	0
0	0	0
0	0	0
0	0	0
0	0	0
0	0	0
0	0	0
0	0	0
0	0	0
0	0	0
0	0	0
0	0	0
0	0	0
0	0	1
0	0	0
0	0	0
0	0	0
0	0	0
0	0	0
0	0	1

Cumulative ³ Confirmed HCW Cases	
Cases	Deaths
18	14
41	16
0	0
8	4
10	4
0	0
0	0
22	16
71	38
1	0
179	80
12	2
3	0
0	0
1	0
366	174

¹ Data from daily email county reports

² Based on laboratory tests of suspects and probable cases identified during the preceding days

³ **Aggregated data** of confirmed HCW cases

Admissions, Currently in Treatment, and Discharges

	CCC/Holding Centers			Ebola Treatment Units		
	New admissions	Currently in treatment	Discharges (not including transferred)	New admissions	Currently in treatment	Discharges
Bomi	0	0	0	2	16	0
Bong	/	/	/	4	10	0
Gbarpolu	0	0	0	/	/	/
Grand Bassa	0	0	0	/	/	/
Grand Cape Mount	/	/	/	/	/	/
Grand Gedeh	0	0	0	/	/	/
Grand Kru	0	0	0	/	/	/
Lofa	/	/	/	0	0	0
Margibi	0	0	0	2	7	2
Maryland	0	0	0	/	/	/
Montserrado	/	/	/	11	96	1
Nimba	/	/	/	5	14	0
River Gee	0	0	0	/	/	/
River Cess	/	/	/	/	/	/
Sinoe	0	0	0	/	/	/
NATIONAL	0	0	0	24	152	3

/ County without CCC/HC or ETUs

Data from daily email county reports

Admissions, Currently in Treatment, and Discharges: Montserrado and Margibi

	Ebola Treatment Units in Montserrado County		
	New admissions	Currently in treatment	Discharges
ELWA 2	4	13	0
ELWA 3	4	23	1
Island Clinic	2	19	0
MOD1	1	38	0
UCC	0	3	0
Total	11	96	1

	Ebola Treatment Units in Margibi County		
	New admissions	Currently in treatment	Discharges
MMU	1	2	1
Firestone	1	5	1
Kakata	0	0	0
Total	2	7	2

■ ETU did not report

Laboratory Samples Evaluated

Laboratory	Total	New Positive	Repeat Positive	Initial Negative	Repeat Test Negative	Indeterminate
National Reference lab at LIBR	17	1	1	14	1	0
Mobile lab in Bong	7	1	1	3	2	0
Mobile lab in Island	12	1	0	7	4	0
Mobile lab in ELWA	17	1	2	8	6	0
Sanniquellie Lab	1	0	0	1	0	0
Total	54	4	4	33	13	0

Contact Investigation Summary

County	Newly reported contacts	Currently under follow-up	Contacts seen on day	Contacts who completed 21 days follow-up	Contacts lost to follow-up
Bomi	0	112	112	0	1
Bong	0	120	120	19	0
Gbarpolu	0	8	8	0	0
Grand Bassa	13	70	58	0	12
Grand Cape Mount	8	386	385	0	0
Grand Gedeh	0	1	1	0	0
Grand Kru	6	72	72	0	0
Lofa	0	66	66	0	0
Margibi	4	1764	1518	0	246
Maryland	0	16	16	0	0
Montserrado	88	3448	3445	141	0
Nimba	0	0	0	0	0
River Gee	0	0	0	0	0
River Cess	0	0	0	6	0
Sinoe	0	46	46	0	0
NATIONAL	119	6109	5847	166	30

Data from daily email county reports



County did not report

County Highlights

Bong

- Four of the reported cases were from Grand Bassa County (1) and Gbarpolu (3)
- The lack of GSM coverage in Bomota is making contacts monitoring and providing daily updates very difficult