

Prices are in effect from
September 1st 2013 to February 28th 2014

PROMOTION

Fall / Winter

2013-2014



6" x 108" oscillating vertical edge belt sander

15-010S M1

Oscillating feature. Tables can be adjusted up or down for full belt use. Graphite backing reduces belt friction for longer belt life. Dynamically balanced 7" rubber drive roller and crowned 3" idler roller to ensure solid belt tracking. 2 HP motor.

\$2,259.⁹⁹
reg. \$2,750.⁰⁰



6" x 108" vertical edge belt sander

15-010 M1

Same features as model 15-010S M1 without oscillating feature.

\$1,899.⁹⁹
reg. \$2,375.⁰⁰



12" radial arm saw

50-755 M1

Powerful 2 HP 220V single phase TEFC motor. Cast-iron frame, heavy steel column and sturdy stand. Tilting pivoting head allows for crosscuts, bevels, miters & rip cuts. Precision adjustable indexing with positive stops at 90°, 45° and 22.5°. 5/8" arbor with 1" spacer bushing included.

\$3,569.⁹⁹
reg. \$4,300.⁰⁰



17" wood / metal bandsaw

90-320 M1

Electronic variable speed digital inverter. Dynamically balanced cast-iron wheels. Solid, high quality, precision machined, ribbed cast-iron table with 5° left and 45° right tilting action. Blade speeds: 540 to 3600 fpm (wood) & 100 to 650 fpm (metal). 2 HP motor.

Excalibur
BY GENERAL INTERNATIONAL

Deluxe rip fence system

\$3,499.⁹⁹
reg. \$4,200.⁰⁰

Distributed by:



JOINTERS



12" parallelogram jointer

80-325 M1

Large surface 87 3/4" ground cast-iron tables. Precision four point parallelogram table adjustment system. Independent in-feed and out-feed table height adjustment handwheels. Handwheel controlled heavy-duty rack and pinion fence positioning. Magnetic safety switch mounted above the in-feed table for quick, easy access. 5500 rpm cutter head speed. 5 HP motor.

\$5,399.⁹⁹
reg. \$6,400.⁰⁰



12" parallelogram jointer with Magnum helical head

80-325HC M1

Same features as model 80-325 M1 + Magnum helical head.

\$6,299.⁹⁹
reg. \$7,560.⁰⁰



6" closed base jointer

80-100L M1

55 1/4" long tables. Large surface, ground cast-iron tables. Cast-iron fence with 90° & 45° positive stops. Independent in-feed and out-feed table adjustment handwheels. 5000 rpm cutter head speed. 1 HP motor.

\$899.⁹⁹
reg. \$1,100.⁰⁰



6" closed base jointer with Magnum helical head

80-100LHC M1

Same features as model 80-100L M1 + Magnum helical head, #100H (4 rows, total: 16 inserts).

\$1,399.⁹⁹
reg. \$1,800.⁰⁰



Deluxe 8" jointer

80-200L M1

74 7/8" extra long tables. Large surface, ground cast-iron tables. Independent in-feed & out-feed table adjustment handwheels. Magnetic switch for added safety. 5500 rpm cutter head speed. 2 HP motor.

\$2,099.⁹⁹
reg. \$2,600.⁰⁰



Deluxe 8" jointer with Byrd style helical head

80-200LHC M1

Same features as model 80-200L M1 + Byrd helical head, #200HB (4 rows, total: 36 inserts).

\$2,749.⁹⁹
reg. \$3,350.⁰⁰



8" parallelogram jointer

80-225HC M1

Large surface 82 7/8" cast-iron tables. Heavy-duty center-mounted cast-iron fence with 45°, 90° and 135° positive stops. Precision four point parallelogram table adjustment system. Magnetic safety switch mounted above the in-feed table for quick, easy access. 5000 rpm cutter head speed. 3 HP motor.

\$3,699.⁹⁹
reg. \$4,400.⁰⁰



Magnum helical head included

#80325H (4 rows, total: 22 inserts)

6" jointer

80-075L M1

55 1/4" long tables.

Large surface, ground cast-iron tables. Heavy-duty, three-knife cutter head. Jackscrew system for quick, easy knife adjustment. 5000 rpm cutter head speed. 1 HP motor.



\$769.⁹⁹
reg. \$890.⁰⁰

ROUTER TABLES



Excalibur
BY GENERAL INTERNATIONAL

Deluxe router table kit with cast-iron table top

40-200C

Kit includes:

Tubular steel stand (#40-085): Complete with built-in casters, on/off switch, and four adjustable leveling feet.

24" x 32" cast-iron table top (#40-075)


Router lift (#40-125): Heavy-duty massive router lift with 9 1/4" x 11 3/4" aluminum top plate. Stable 4 post/lift screw design & chain drive lifting system controlling all 4 corners simultaneously.

Deluxe router fence (#40-080): Fence has 2 1/4" dust collection outlet and adjustable scales.

Dust collection kit (#40-130): Under table steel dust enclosure with access door, adjustable air vent, power cord grommet and 4" dust port with 2 1/4" branch inlet.

\$1,099.99

reg. \$1,380.00



Excalibur
BY GENERAL INTERNATIONAL

Router table package

40-200MEP

Kit includes: 24" x 32" MDF table (#40-049), tubular steel stand (#40-085), deluxe router fence (#40-080) and 9 1/4" x 11 3/4" Phenolic router plate (#40-114).

\$499.99

reg. \$662.99



New!

Excalibur
BY GENERAL INTERNATIONAL

Cast-iron router table kit for table saws

40-070EK

Kit includes: 16" x 27" cast-iron table (#40-070), two adjustable-length steel support legs (#40-068), deluxe 27" router fence (#40-065) and 9 1/4" x 11 3/4" Phenolic router plate (#40-114).

\$399.99

reg. \$536.00



#40-125
Heavy-duty router lift with 9 1/4" x 11 3/4" aluminum top plate

\$369.99

reg. \$449.00



#40-120
Stock pusher

\$79.99

reg. \$99.99



SHAPERS




3/4" spindle shaper

40-250 M1

1/4" & 1/2" router bit adapters included. 2 spindle speeds with reverse: 8000 & 10,000 rpm. Magnetic switch with thermal overload protection. 3 HP motor.

\$1,649.99

reg. \$2,150.00



1 1/4" production shaper

40-350 M1

4 spindle speeds with reverse: 4000, 6000, 8000 & 10,000 rpm. Magnetic switch with thermal overload protection. Built-in retractable castor system. 5 HP motor.

\$3,529.99

reg. \$4,500.00

\$1,399.99

reg. \$1,700.00



Pneumatic Overarm router

40-850 M1

Adjustable pneumatic up and down feed speed control. 6 adjustable depth settings. Includes 4 router adapters (3 1/4", 3 21/64", 3 1/2" & 4 13/64"), to fit most 1 1/2 HP to 3 1/2 HP portable routers. (Router not included)

SAWS



50-275RLK M1
\$1,999.⁹⁹
 reg. \$2,635.⁰⁰



With aluminum fence and 50" rails (EXF-30S-R50)

50-275RLKEX M1
\$2,199.⁹⁹
 reg. \$2,795.⁰⁰



With deluxe sliding fence and 52" rails (SLF35 T52)

36" extension table (50-105) & support legs (50-115) included

Cast-iron base for added stability

10" 3 HP cabinet saw (left tilt)

50-275RLK M1 (Excalibur aluminum fence with 50" rails, table & support legs) / 50-275RLKEX M1 (Excalibur deluxe sliding fence with 52" rails, table & support legs)

Powerful 3 HP motor with multi-groove V-belt. Combination riving style splitter and see-through blade guard with anti-kickback pawls, and a second European style riving knife also included. Large precision-ground 44" x 27" cast-iron table with two extension wings. Magnetic safety switch with large stop button.



\$1,199.⁹⁹
 reg. \$1,650.⁰⁰

10" 2 HP cabinet saw (left tilt)

50-200R M1

Quick release combination riving style splitter and blade guard with anti-kickback pawls and a second European style riving knife also included. Large 44" x 27" cast-iron table with two extension wings. Cast-iron cabinet mounted trunnions. Equipped with a sturdy, easy adjust, T-fence rip fence system. Dual voltage motor pre-wired for 230 V operation.



Made in CANADA

Excalibur
 Sliding fence system

\$2,999.⁹⁹
 reg. \$4,100.⁰⁰

10" 3 HP deluxe cabinet saw (right tilt)

350R-ST52-M2M

Magnetic 2-step safety switch with a lock-out key to prevent unintentional start-up is equipped with an extra-large easy access stop panel. Excalibur deluxe sliding fence system (SLT35 T52) with 52" rails. 36" extension table with adjustable steel support legs. Arbor mounted on heavy-duty, permanently lubricated, sealed bearings. 3 HP motor.




Sliding tables

50-SLT40P / 50-SLT60P (shown)

Fits on most 10" to 14" table saws. Easy to adjust, extruded aluminum miter fence for accurate miters from 0° to 50° (50-SLT40P) or 0° to 45° (50-SLT60P). Cut up to 49" (50-SLT40P) or 72" (50-SLT60P) with the crosscut fence positioned at the rear of the table. Crosscut and miter up to 28" (50-SLT40P) or 49" (50-SLT60P) with the fence at the front of table.

* Depending on the positioning of the main mounting bracket on your saw.



\$1,249.⁹⁹
 reg. \$1,500.⁰⁰

\$1,459.⁹⁹
 reg. \$1,790.⁰⁰




Onboard fence storage mounts



Miter angle adjustment rail with positive stop pin



Instructional DVD included



\$2,599.99
reg. \$3,150.00


10" 3 HP cabinet saw (left tilt)

50-270KDL M1

Quick release combination riving style splitter and blade guard with anti-kickback pawls and a second European style riving knife also included. Extra large precision-ground 42" x 29" cast-iron table including two 11" full cast-iron extension wings. See-through blade guard with built-in dust outlet. Cabinet mounted magnetic switch with overload protection. High precision fence system with 50" long rails.



\$6,399.99
reg. \$7,885.00



Mobile base for table saws with extension table and legs
50-030
900 LB capacity. 2 heavy-duty 4" wheels. 2 heavy-duty 3" swivel caster with locking levers. 2 swivel casters.
\$189.99
reg. \$240.00

Tenoning jig
50-050
Heavy-duty cast-iron construction. Perfect fit on right or left tilt table saws. Large handles for better operator control.
\$149.99
reg. \$196.00

Micro-adjustment attachment for General T-fence
50-055
\$49.99
reg. \$75.50

3 piece - 10" x 5/8" carbide blade assortment with deluxe carrying case
55-300S
(1) 24 tooth - rip blade (#55-100).
(1) 50 tooth - combination blade (#55-105).
(1) 80 tooth - fine cut-off blade (#55-115).
(1) Convenient & sturdy storage case.
\$89.99
reg. \$191.00

7 piece - 8" deluxe DADO blade set
55-185
(2) 24 tooth exterior blades. Maximum 6000 RPM. Makes 1/8" to 1 3/8" grooves. Anti-kickback design. Convenient & sturdy wooden storage case included.
\$159.99
reg. \$249.00

40 tooth - 10" combination blade
55-040
\$24.99
reg. \$40.00

10" scoring saw with built-in sliding table (right tilt)

50-560A M1

Can be used as a regular saw, but includes a built-in sliding table for stable effortless crosscuts & a separate scoring blade for chip-free cuts in melamine & laminates. Anodized European style sliding table. Separate safety lock out switch for main motor & scoring motor. Solid cast-iron table with anodized aluminum coating. Heavy-duty cabinet-mounted cast-iron trunnions. Precision-built rip fence system with 50" guide rails. 3 HP motor.



Excalibur miter gauge

50-EB3

Newly designed pointer/angle indicator provides better visibility to set precision fractional angles. Sliding stop flips up out of the way when not in use. Patented extension arm assembly makes it possible to quickly and easily find any angle and lock it securely in place. Quickly reverse the guide for left or right hand use.



\$119.99
reg. \$210.00



10" overarm blade cover system with dust collection capability

50-EXBC10

Unique design mounting bracket: pivots arm away or removes completely in seconds. 4" main boom and 3" inner boom. Flexible 3" hose connects the blade cover to the boom.



\$399.99
reg. \$550.00



SANDERS



New!

Available:
October 2013

1" & 2" x 42" belt & 8" disc sander

15-142 M1

1" and 2" 100 grit sanding belts and 8" 100 grit sanding disc included. Two belt platens allowing for use with either 1" or 2" x 42" sanding belts. Quick-change belt tension lever for fast, easy belt changes. Two built-in 1 1/2" dust ports. Belt speed of 3100 lin. fpm. Disc speed of 3450 rpm. 1/2 HP motor.

\$329.99
reg. \$399.00

On-board
miter guide
storage
bracket



\$969.99
reg. \$1,275.00

6" x 48" belt & 12" disc sander

15-015 M1

Sanding belt operates at any angle from horizontal to vertical. Tilting cast-iron tables. Belt speed of 1570 lin. fpm. Disc speed of 2000 rpm. 1 HP, 110/220 V motor.



\$1,429.99
reg. \$1,800.00



Built-in dust
collector

6" x 48" belt & 12" disc sander with built-in dust collector

15-035DC M1

Sanding belt operates at any angle from horizontal to vertical with positive stops at 90° & 45°. Two large surface, cast-iron, tilting tables for unlimited sanding operations. Heavy-duty enclosed cabinet. 2250 lin. fpm belt speed. 1750 rpm disc speed. Heavy-duty model - 365 lbs. 1 1/2 HP, 110/220 V motor.



\$1,329.99
reg. \$1,650.00

13" horizontal single drum sander

15-155 M1

6 to 20 FPM variable feeding speed (conveyor belt). Heavy-duty open steel stand. Independent switches with removable safety key for both conveyor motor and main motor. 1 1/2 HP motor.



\$1,899.99
reg. \$2,350.00

24" horizontal single drum sander

15-150 M1

3 to 20 fpm variable feeding speed (conveyor belt). Steel frame and heavy-duty base for greater stability. High quality conveyor belt for longer service life. Magnetic safety switch. 2 HP motor.



6" x 89" oscillating edge belt sander

15-005S M1

Oscillating feature sanding belt operates at any angle from horizontal to vertical. Graphite covered steel platen for reduced friction and extended belt life. 1 1/2 HP motor.



6" x 89" edge belt sander

15-005 M1

Same features as model 15-005S M1 without oscillating feature.

\$1,099.99
reg. \$1,349.00

\$979.99
reg. \$1,259.00



15-250 M1
\$2,389.99
 reg. \$2,990.00

24" horizontal double drum sander - 3 HP
 15-250 M1

Two 5" diameter aluminum drums. High quality conveyor belt for long service life. Magnetic safety switch. 3 to 20 fpm variable feeding speed (conveyor belt). 3 HP motor.

\$1,459.99
 reg. \$1,799.00

15" disc sander
 15-205 M1

Powerful 2 HP motor with built-in brake. Rear wraparound and front 1/2 disc steel guards. 0° to 45° tilting cast-iron table. Magnetic safety switch with extra-large stop panel and lock-out key.



25" - 5 HP motor

15-245X M1
\$4,499.99
 reg. \$5,700.00



37" - 7 1/2 HP motor

15-275X M1
\$5,999.99
 reg. \$7,500.00

Horizontal double drum sanders

15-245X M1 (25" - 5 HP) / 15-275X M1 (37" - 7 1/2 HP)

3.7 to 14.2 fpm variable feeding speed. Two magnetic safety switches for main motor and conveyor motor. High quality hard-rubber coated drums. In-feed safety bar with emergency stop.



Tilting table
 (15-220
 & 15-020)



15-220 M1

\$489.99
 reg. \$585.00



15-020 M1

\$1,374.99
 reg. \$1,789.00

Oscillating spindle sander

15-220 M1
 (bench top model)

Precision ground cast-iron tilting table. 29 oscillations per minute. 5 interchangeable spindles including 1/4", 1/2", 5/8", 1 1/2" & 2". 1720 rpm spindle speed. 1/2 HP motor.

Oscillating spindle sander

15-020 M1
 (floor model)

Heavy-duty oil bath gearbox. 75 oscillations per minute. 10 interchangeable spindles including 1/4", 3/4", 1/2", 5/8", 3/4", 1", 1 1/2", 2", 3" & 4". 1725 rpm spindle speed. 1 HP motor.



\$209.99
 reg. \$269.00

1 3/4" x 32 belt sander / 6" grinder
 15-232 M1

Belt sander operates horizontally, vertically and can be locked at any angle in between. 3450 rpm grinding speed. 4900 fpm belt speed. 1/2 HP motor.



\$104.99
 reg. \$135.00

Heavy-duty 34" stand for 6", 8" & 10" bench grinders
 15-710



\$104.99
 reg. \$140.00

6" Low speed bench grinder

15-625 M1
Low 1725 rpm. Double sealed ball-bearing construction. Adjustable aluminum tool rests. 1/2 HP motor.



\$149.99
 reg. \$190.00

6" variable speed bench grinder

15-660 M1
Variable speed from 2000 to 3450 rpm for grinding or sharpening. Double sealed ball-bearing construction. 110 V motor.

\$429.99
 reg. \$520.00



Edge bander

45-100 M1

26 3/4" x 7 1/2" laminate covered table supports large workpieces. Electronically controlled heat element offers infinitely variable heat from 100° to 200° C. Built-in cut-off knife with palm-strike knob produces consistently accurate cuts.

BANDSAWS



22" heavy-duty wood cutting bandsaw

90-380 M1

Safety foot brake simultaneously stops blade and motor. Laser line marker & 3/4" blade included. Solid ribbed cast-iron table with heavy-duty one-piece trunnion and 0° to 45° right tilting action. Short cut-off feed device keeps fingers safely away from the blade. Cutting speed: 4590 fpm. 5 HP motor.



Deluxe Excalibur rip fence system

\$4,199.⁹⁹
reg. \$5,290.⁰⁰

Upper and lower dual bakelite block and 7 bearing, deluxe blade guide system, with 10 points of contact



14" wood cutting bandsaw

90-140 M1

3/8" blade included. Cast-iron frame and precision-balanced aluminum wheels. Safety lock-out switch with removable key. 2 blade speeds: 1630 & 2730 fpm. 1 HP motor.

\$679.⁹⁹
reg. \$850.⁰⁰

\$87.⁹⁹
reg. \$140.⁰⁰

Optional riser attachment
90-130A
For 90-140 M1 only



\$149.⁹⁹
reg. \$185.⁰⁰

Universal bandsaw rip fence system
90-075A
21" fence. Fits on General International models: 90-100, 90-125, 90-140 & 90-170.



12" wood cutting bandsaw

90-060 M1

Work light & laser line marker included.

Cast-iron frame & precision balanced aluminum wheels. 2 blade speeds - 1580 & 2710 fpm. Telescoping extension table with retractable fence attachment. 1/2 HP motor.

\$598.⁹⁹
reg. \$699.⁰⁰



14" wood cutting bandsaw

90-125 M1

3/8" blade included. Cast-iron frame & precision-balanced aluminum wheels with replaceable rubber tires. Rip fence & miter gauge included. 2 blade speeds: 1800 & 3000 fpm. Blower device. 1 HP motor.



Deluxe rip fence system

\$999.⁹⁹
reg. \$1,200.⁰⁰

\$87.⁹⁹
reg. \$140.⁰⁰

Optional riser attachment
90-130
For 90-125 M1 only



POWER FEEDERS

\$649.⁹⁹
reg. \$800.⁰⁰

Power feeder

20-200 M1

3 rollers. 4 speeds: 20, 26, 33 & 43 fpm (6, 8, 10 & 13 mpm). 1/4 HP motor.




\$999.⁹⁹
reg. \$1,250.⁰⁰

Power feeder

20-220 M1

3 rollers. 4 speeds: 9.5, 15, 25 & 38 fpm (2.9, 4.5, 7.5 & 11.5 mpm). 1/2 HP motor.



SCROLL SAWS



Deluxe 14" wood cutting bandsaw

90-170B M1

12" resaw capacity. Safety foot brake stops blade & motor. Dynamically balanced heavy cast-iron wheels. 2 cutting speeds, 2300 & 3250 fpm, for excellent results in either hard or soft woods. 3/4" blade included. 1 1/2 HP motor.



Deluxe rip fence system

\$1,594.⁹⁹

reg. \$1,950.⁰⁰



Deluxe 18" heavy-duty wood cutting bandsaw

90-290 M1

Safety foot brake simultaneously stops blade and motor. Laser line marker & 3/4" blade included. Heavy-duty one piece frame. 2 cutting speeds: 2820 & 3936 fpm. 3 HP motor.



Deluxe rip fence system

\$3,089.⁹⁹

reg. \$3,800.⁰⁰

Upper and lower dual bakelite block and 5 bearing, deluxe blade guide system, with 10 points of contact



21" & 30" scroll saws

EX-21K (21") / EX-30K (30")

Upper and lower blade guard assembly helps prevent hand / finger contact with the blade. Dust collector table kit for direct dust-extraction hook-up. Switch protection device to prevent unintentional start-up of the saw. **Foot switch & stand included.** Head tilts 38° left and 45° right, tilting the blade, not the table. 2" Cutting thickness capacity. Variable speed of 400 to 1550 strokes/minutes.



Foot switch & stand included with models EX-21K & EX-30K only

EX-21K (21")

\$849.⁹⁹

reg. \$1,104.⁴⁵



\$574.⁹⁹

reg. \$749.⁰⁰

16" scroll saw

EX-16

Upper and lower blade guard assembly helps prevent hand / finger contact with the blade. Dust collector table kit for direct dust-extraction hook-up. Switch protection device to prevent unintentional start-up of the saw. Head tilts 30° left and 45° right, tilting the blade, not the table. 2" cutting thickness capacity. Variable speed of 400 to 1400 stroke/minutes.



EX-30K (30")

\$1,029.⁹⁹

reg. \$1,464.⁴⁵



Upper & lower blade guard assembly



Dust collector hook-up kit



Switch protection device

PLANERS

15" single surface planer

30-125CE M1

2 feed speeds: 16 & 20 fpm. Magnetic safety switch. Triple V-belt drive for greater power. Built-in mobile base. 3 HP motor mounted in cabinet for protection from dust.

\$2,114.⁹⁹
reg. \$2,760.⁰⁰



20" single surface planer

30-300 M1

2 feed speeds: 16 & 20 fpm. Large cast-iron extension wings. Magnetic safety switch. 5 HP motor.

\$3,319.⁹⁹
reg. \$4,290.⁰⁰



Built-in mobile base with one-step lock-pedal



15" single surface planer with Magnum helical head

30-125HC M1

Same features as model 30-125CE M1 + Magnum helical head, #125H (4 rows, total: 42 inserts).

\$3,199.⁹⁹
reg. \$4,275.⁰⁰



20" single surface planer with Magnum helical head

30-125HC M1

Same features as model 30-300 M1 + Magnum helical head, #30300H (4 rows, total: 58 inserts).

\$4,439.⁹⁹
reg. \$6,300.⁰⁰

WOOD LATHES



14" x 30" variable speed wood lathe

25-300QC M1

Quick release belt tension lever for faster, easier speed changes. Electronic inverter for 2 variable speed ranges: 170 to 1200 rpm & 500 to 3600 rpm. Headstock pivots 360° with positive stops at 45°, 90°, 135° and 180° for multiposition outboard turning. Maximum distance of 30" between centers. 1 HP motor.

\$1,849.⁹⁹
reg. \$2,650.⁰⁰



14" x 17" variable speed "Maxi-Lathe VF"

25-114QC M1

Quick release belt tension lever for faster, easier speed changes. Forward or reverse spindle rotation selector switch. Digital spindle speed display. Maximum of 17" between centers. 3 variable speed ranges: 250 to 800, 550 to 1700 & 1200 to 3600 rpm. ¼ HP motor.

\$654.⁹⁹
reg. \$800.⁰⁰



Optional 23" bed extension

25-116

For maximum distance of 40" between centers. For 25-114QC M1 only

\$210.⁹⁹
reg. \$260.⁰⁰



12" x 17" variable speed "Maxi-Lathe VS+"

25-200 M1

Headstock pivots 360° with 180° positive stop for outboard turning. Forward/reverse switch. Digital spindle speed display. Quick lock control levers easily position tool rest. Maximum distance of 17 ¾" between centers. 3 variable speed ranges: 300 to 900, 600 to 1800 & 1200 to 3600 rpm. ¼ HP motor.

\$829.⁹⁹
reg. \$1,000.⁰⁰



Optional 32" bed extension

25-205

For maximum distance of 49" between centers. For 25-200 M1 only

\$210.⁹⁹
reg. \$260.⁰⁰

20" single surface planer

30-360 M1, M2, M3

Positive gear design for quick and accurate table adjustments. 2 feed speeds: 22 & 28 fpm. Built-in table rollers reduce friction. Equipped with a sectioned in-feed roller and a rubber out-feed roller. 7 1/2 HP motor.

\$5,019.99

reg. \$6,225.00



20" single surface planer with Magnum helical head

30-360HC M1, M2, M3

Same features as model 30-360 M1, M2, M3 + Magnum helical head, #360H (4 rows, total: 58 inserts).

\$6,299.99

reg. \$8,700.00

\$699.99

reg. \$849.00

13" planer with helical head

30-005HC M1

Helical cutter head with 26 reversible two-sided high speed steel inserts. Pre-set depth stop for repeat cuts at 1/8", 1/4", 1/2" & 3/4". Powerful 2 HP 15 A motor with thermal overload protection.



7" molder

30-120 M1

Magnetic 2-step safety switch to prevent unwanted or unintentional start-up with an extra-large stop panel and lock-out key. Cast-iron table and head. Precision machined heavy-duty cast-iron dovetailed column. Independent, variable speed feed motor provides added control. 7000 rpm cutter head speed. 2 HP motor.

\$1,999.99

reg. \$849.00



16" x 43" variable speed wood lathe

25-650ABC M1

Electronic variable speed. Specifically designed and built for professionals who want superior performance. Headstock swivels 360° with positive stops at 0°, 45°, 90°, 135°, 180° & 270° for outboard turning. Electronic inverter for variable speed adjustment between 45 & 3750 rpm. 2 HP motor.



Movable emergency switch

\$2,299.99

reg. \$2,990.00

\$59.99

reg. \$126.00




5 piece wood turning mini-chisel set

25-250

Includes: 1/8" gouge (#25-255), 1/4" gouge (#25-260), 3/32" parting tool (#25-265), 1/4" round nose scraper (#25-270), 1/4" skew chisel (#25-275), wooden case (#25-280).
Designed specially for smaller turning.

\$199.99

reg. \$310.00



4 piece wood turning chisel set

25-210

Includes: 3/4" diamond parting tool (#25-215), 1/2" round nose scraper (#25-220), 1" skew chisel (#25-225), 1/2" bowl gouge (#25-230), wooden case (#25-235).

Pen turning starter kit

25-005

Includes 1 pen turning hardware kit for each of the following pen styles:



Bonus
1 wine stopper hardware kit



* Images shown for reference only. (Fully assembled pen and wine stopper are not included.)



Example of a completed Executive pen

\$49.99

reg. \$79.00

Steel support stand for Maxi-Lathe (25-195N) & bed extension (25-196)

25-195N

\$194.99

reg. \$249.00



25-196

\$109.99

reg. \$140.00

Fits General International models: 25-100, 25-114, 25-114QC & 25-200

25-024

\$224.99

reg. \$349.00



Wood lathe not included



Mini-lathe duplicator

Fits most 6" to 14" swing bench top lathes with cast bedways. Extruded aluminium base and carriage. Smooth hand wheel controlled chain drive system.

25-036

\$419.99

reg. \$570.00

Wood lathe not included



36" wood lathe duplicator

Fits most 12" to 22" floor model lathes with cast bedways. Extruded aluminium base and carriage. Smooth hand wheel controlled rack & pinion system. High speed steel cutter.

DRILL PRESSES

14" drill presses

75-030 M1 (bench top model)
75-150 M1 (floor model)

5/8" chuck with key, laser line marker & see-through chuck guard included.

Rotating, 45° tilting, crank-operated worktable with quick release clamp. Forced opening line interrupter switch, requires machine restart in case of power failure or circuit interruption. Built-in lamp illuminates the drilling area (bulb not included). 12 spindle speeds: 280 to 3000 rpm. 1/2 HP motor.



Line interrupter switch



Line interrupter switch

75-030 M1

\$349.99

reg. \$430.00

75-150 M1

\$379.99

reg. \$470.00

Heavy-duty drill press chuck guard

70-155 (55 mm): for 75-025, 75-030, 75-125, 75-150, 75-160 & 75-550

70-165 (65 mm): for 75-100 & 75-200

70-175 (75 mm): for 75-260, 75-500 & 75-700



\$127.99
reg. \$185.00

Laser pointer for drill press

70-300



\$14.99
reg. \$25.40



Line interrupter switch

\$639.99

reg. \$780.00

Radial arm drill press

75-550 M1

5/8" chuck with key & see-through chuck guard included.

3 1/8" spindle travel. 9 spindle speeds: 295 to 3580 rpm. Table swivel 360°. Forced opening line interrupter switch, requires machine restart in case of power failure or circuit interruption. Table extension provides additional support. 1/2 HP motor.



17" drill press

75-200RC M1

5/8" chuck with key, laser line marker & see-through chuck guard included.

Rotating, 45° tilting, crank-operated worktable with quick release clamp. Forced opening line interrupter switch, requires machine restart in case of power failure or circuit interruption. 12 spindle speeds: 340 to 2800 rpm. 3/4 HP motor.



Line interrupter switch

\$549.99

reg. \$730.00



17" extended stroke drill press

75-260 M1

3/4" chuck with key. Laser line marker & see-through chuck guard included. Extra long 6" quill stroke drills deeper than most drill presses. Large front mounted paddle style stop switch with lock-out safety feature to prevent unwanted or unintentional start-up. 12 spindle speeds: 255 to 2750 rpm. 1 HP motor.

\$759.99

reg. \$975.00




22" drill press

75-500 M1

3/4" chuck with key, laser line marker & see-through chuck guard included. Cast-iron pulleys reduce vibration. Large front mounted paddle style stop switch with lock-out safety feature to prevent unintentional start-up. Industrial 1 HP motor.

\$959.99

reg. \$1,270.00



MORTISERS



1" hollow chisel mortiser

75-075 M1
 1/4", 3/8", 1/2" & 3/4" chisel & bit sets included. Heavy-duty cast-iron construction. Lateral and longitudinal table movement. Tilting head and swivel fence. 1 HP motor.

\$1,229.99
 reg. \$1,590.00



4 chisel & bit sets



Adjustable swivel fence



\$34.99
 reg. \$56.85

Set of 2 mortiser rollers
 75-055



\$290.99
 reg. \$340.00

Optional closed stand for mortiser
 75-070
 For 75-050T & 75-075 only



5/8" hollow chisel mortiser

75-050T M1
 1/4", 5/16", 3/8" & 1/2" chisel & bit sets included. Includes sleeves for both 5/8" and 3/4" chisel shanks. Features a tilting head (30° left & right) with a 180° swivel. 1/2 HP TEFC motor.

\$629.99
 reg. \$790.00



4 chisel & bit sets



Tilting head




\$389.99
 reg. \$560.00



4 chisel & bit sets



Left or right mount feed handle



Large table with telescopic extension



Convenient tool holder

5/8" hollow chisel mortiser

75-040 M1
 1/4", 5/16", 3/8" & 1/2" chisel & bit sets included. Includes sleeves for both 5/8" and 3/4" chisel shanks. Large table with telescopic extensions. Heavy-duty cast-iron construction. Adjustable workpiece stop & fence mounted hold-down. 1/2 HP TEFC motor.



Shown with drill bits (not included)

13 spindle boring machine

75-440 M1
 Fully adjustable fence system with easy to read scales in both inches and metric. Work stops on either end of the fence allow operator to line up work from the left or right for performing parallel boring patterns. Open base steel stand included. 3450 rpm spindle speed. Powerful 1 1/2 HP motor delivers plenty of power and speed for multiple hole boring even in the toughest laminates.

\$1,699.99
 reg. \$2,200.00

\$149.99
 reg. \$219.00



Mortiser attachment kit
 70-905

Convert almost any drill press into a mortiser in minutes! Contents: Mounting hardware. Cast-iron chisel holder. Guide fence with workpiece hold down. 4 of the most commonly used mortising chisel and bit sets with 5/8" bit shank x 1/4", 5/16", 3/8" & 1/2". Includes 52, 55, 58, 60, 65 and 66 mm adapter bushings.

CNC CARVING MACHINES

Available:
January 2014

24" x 36" CNC carving machine

40-946 M1

Pendant style hand-held controller. Easy to learn i-Picture programming software.

Large user friendly control panel with LCD display, keypad and USB 2.0 port for easy file transfers. Positional accuracy up to 0.001 inches & variable cutting speeds up to 118" per minute. High-frequency, 1 HP 24,000 RPM variable speed spindle and automatic on/off control. Aluminum table with integrated hold down clamps. Tool kit with starter cutting tools included. Controller included, no external operating PC required. Sturdy open base steel stand included.



* Shown with optional 40-945 dust collection adapter kit.



\$7,999.⁹⁹

reg. \$9,500.⁰⁰



13" x 18"

40-913 M1

\$2,349.⁹⁹

reg. \$2,895.⁰⁰

15" x 20"

40-915X M1

\$4,699.⁹⁹

reg. \$5,250.⁰⁰

Optional stand

| | |
|----------------------------|----------------------------|
| #40-903 For 40-913 | #40-905 For 40-915X |
| \$219.⁹⁹ | \$244.⁹⁹ |
| reg. \$280. ⁰⁰ | reg. \$320. ⁰⁰ |

Optional dust collection adapter kit

40-912 shown

| | |
|----------------------------|----------------------------|
| #40-912 For 40-913 | #40-914 For 40-915X |
| \$189.⁹⁹ | \$189.⁹⁹ |
| reg. \$229. ⁰⁰ | reg. \$239. ⁰⁰ |

Optional safety enclosure

40-918 shown

Ideal for educational users. Impact resistant Lexan™. Safety inter-lock door (auto-shut-off).

| | |
|-----------------------------|------------------------------|
| #40-918 For 40-913 | #40-919X For 40-915X |
| \$999.⁹⁹ | \$1,159.⁹⁹ |
| reg. \$1,235. ⁰⁰ | reg. \$1,375. ⁰⁰ |



i-Carver™



CNC carving machines

40-913 M1 (13" x 18") / 40-915X (15" x 20")

Pendant style hand-held controller. Easy to learn i-Picture programming software. Large user-friendly control panel with LCD display, keypad and USB 2.0 port for easy file transfers. Positional accuracy up to 0.001" & variable cutting speeds up to 118" per minute. Aluminum table with integrated hold down clamps. Tool kit with starter cutting tools included. No external operating PC required. Unlimited and ongoing technical support.

DUST COLLECTORS

Portable cyclone dust collector - 1 1/2 HP

10-800CF M1

Airflow capacity 611 cfm*. Equipped with 1 micron canister filter. Caster mounted for portability. 1 1/2 HP industrial rated motor. Remote controller included.



\$1,179.99

reg. \$1,600.00

Dust collector - 1 HP with canister filter

10-030CF M1

Airflow capacity 506 cfm*. Sound rating 80 to 85 dB. Equipped with high efficiency 1 micron canister filter. Re-usable clear plastic collector bag for improved dust collection efficiency.



\$399.99

reg. \$575.00



Dust collector - 1 HP with canister filter

10-005SCF M1

Airflow capacity 647 cfm*. Sound rating 75 to 80 dB. Equipped with 1 micron canister filter.

\$449.99

reg. \$639.00



\$319.99

reg. \$439.00

Dust collector - 1 HP

10-005 M1

Same features as 10-005SCF with washable, extra fine 2 micron filter bag replacing canister filter.



\$874.99

reg. \$1,150.00

Dust collector - 2 HP with canister filter

10-110CF M1

Airflow capacity 1550 cfm*. Sound rating 80 to 90 dB. Equipped with 1 micron canister filter.



\$619.99

reg. \$820.00

Dust collector - 2 HP

10-110 M1

Same features as 10-110CF with washable, extra fine 2 micron filter bag replacing canister filter.



Dust collector - 1 1/2 HP with canister filter

10-105CF M1

Airflow capacity 1100 cfm*. Sound rating 80 to 85 dB. Equipped with 1 micron canister filter.

\$679.99

reg. \$950.00



\$469.99

reg. \$650.00

Dust collector - 1 1/2 HP

10-105 M1

Same features as 10-105CF with washable, extra fine 2 micron filter bag replacing canister filter.



2 stage dust collector - 3 HP with canister filter

10-810CF M1

Airflow capacity 2800 cfm*. Sound rating 85 to 90 dB. Equipped with 1 micron canister filter. 2 piece canister mounted 50 gallon (60 U.S. gallon) drums sold separately (item #10-820).

\$2,919.99

reg. \$3,490.00



\$2,129.99

reg. \$2,700.00

2 stage dust collector - 3 HP

10-810 M1

Same features as 10-810CF with washable, extra fine 5 micron filter bag replacing canister filter.

*Note: All cfm ratings tested under resistance to simulate typical shop usage.



\$779.99
reg. \$990.00



82 pc plastic peg board shop organizer with the purchase of 95-060 only. Tools & parts not included.

INCLUDED
Item #95-082

60" x 30" oak workbench with steel legs


95-060

Solid 1" thick table top with 3" apron. Includes both front and end vises with a double row of bench dog holes in the table for each vise. Large storage drawer. Sturdy adjustable height (33" - 39") steel legs.

Flexible expandible roller stand

50-166

Adjustable height from 23" to 36". 9 nickel-plated 1 1/2" x 13 3/4" rollers. 50" maximum expanded length. 14 3/4" compacted length. 4" wheels with locking foot levers.



\$189.99
reg. \$229.00

Maximum load capacity of 200 lbs.

Flexible expandible 2-way heavy-duty roller stand

50-167S

Adjustable height from 24 1/4" to 37". 9 nickel-plated 2 1/4" x 20" 2-way rollers. 51 1/2" maximum expanded length.



\$329.99
reg. \$398.00

Maximum load capacity of 400 lbs.

\$459.99
reg. \$625.00



"SUPER TURBO" Air cleaning system

10-600CI M1

Airflow Capacity of 700, 900, 1250 cfm. Superior 2 stage filtration system includes a disposable, pleated outer filter and a 3 pocket inner filter. 5 preprogrammed timer settings (2, 4, 6, 8 hours & continuous). Includes filter cleaning sensor with indicator light. 1/2 HP motor.

\$59.99
reg. \$69.00

Cyclonic tank kit

10-330

Ideal for small shops: Can be used with any shop vacuum or small dust collector with 1 1/2", 2 1/2" or 4" inlets, to create a portable 2-stage dust collection system.

Included accessories: (1) 6 gallon caster-mounted drum. (1) 2-stage cyclone/separator lid. (2) Hoses with 3 x 2 1/2" adapter fittings. (1) 2 1/2" - 4" reducer fitting. (1) 1 1/2" - 2 1/2" reducer fitting. (1) 4" clamp. (1) 2 1/2" clamp.



\$1,299.99
reg. \$1,700.00

54" x 59" x 95" dust collector fire protection cage

10-420

All steel construction - 100% non flammable. Open top for easy hose access. Self-standing design sets up on any flat sturdy surface and does not need to be permanently attached to walls or floor.

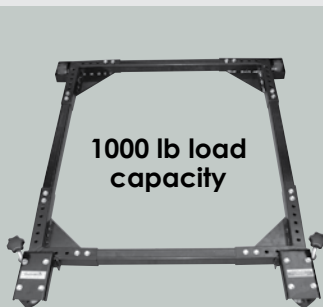


\$67.99
reg. \$95.00

Universal mobile base

50-025

Heavy-duty 3" wheels. Rubber levelling feet (2). Adjustment in 1" increments.



\$129.99
reg. \$175.00

Heavy-duty universal mobile base

50-035

2 heavy-duty 3" wheels. 2 heavy-duty swivel casters.

25' (7.5 m) measuring tape
99-500

\$6.99
reg. \$10.50



Digital angle indicator
30-180

\$63.99
reg. \$100.55

