


# SHOW WHAT YOU KNOW

## Using Web & Mobile Apps

When we process our learning by showing, retelling, and expressing, it reinforces our understanding. And, we just might inform and entertain an audience while we're at it!



Infographic by  
Tony Vincent  
learninginhand.com

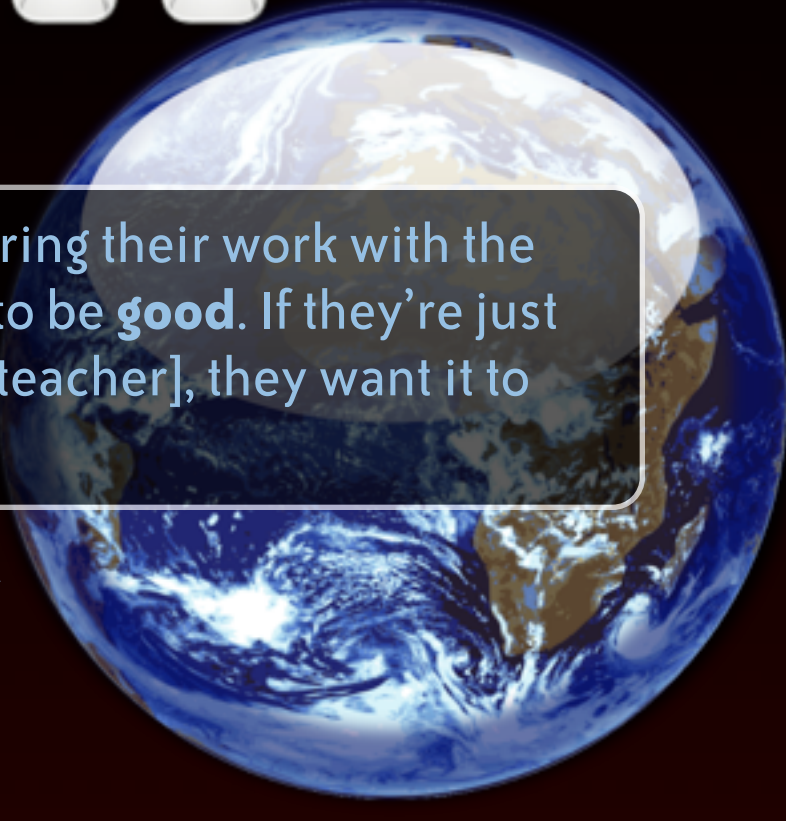


"You don't really understand something unless you can explain it to your grandmother."

ALBERT EINSTEIN

"If students are sharing their work with the world, they want it to be good. If they're just sharing it with [the teacher], they want it to be good enough."

RUSHTON HURLEY



Today's popular digital tools come in two flavors. Web apps frequently use Adobe Flash and do not function on tablets, and mobile apps are often made for a specific device. While you might not find the same tool as a web app and as a mobile app, you can usually find an equivalent.

### Web

These tools work inside your web browser on Windows, Mac, Linux, and Chrome.

### Mobile

These tools work on Apple iPad. You might find versions for iPhone, iPod touch, Android, and Kindle.



recordmp3.org

Click the button to start audio recording. When done, you can download the mp3 file or copy the recording URL for sharing.



soundation.com

Use Soundation Studio to combine voice recordings with music and sound effects. Trim, loop and stretch audio clips.


### AUDIO RECORDINGS

Record summaries, skits, mock interviews, radio shows, news segments, reflections and perhaps add music and sound effects.



Croak.it

Tap the Record button to record up to 30 seconds. When done, your recording is automatically uploaded to Croak.it's website. You can copy and share the URL.



Audioboo

Record up to 3 minutes of audio. Optionally choose an image and share the audio online. Recordings are given a URL at audioboo.fm.



photovisi.com

Choose a design, add photos, add text, and download your creation.



picmonkey.com

Choose a layout, upload your own photos, and add text and other effects.

### COLLAGES

Construct meaning through visual images. Make art, posters, diagrams, flyers, charts, advertisements, and illustrations.



Pic Collage

Import images and arrange them on a canvas. Choose any image as the background and add text boxes.



CollageIt Free

Choose a layout and import your photos into a mosaic. Add text and photo effects.



makebeliefscomix.com

Choose a design, add photos, add text, and download your creation.



pixton.com

Add your own images or use Pixton's character generator and clip art to make and share comic strips.

### COMICS

Putting speech bubbles and captions on top of illustrations can tell a story, represent knowledge, and showcase creativity.



Story Me

Design personalized comic strips from your own photos. Apply a cartoon filter and add speech bubbles and captions. Saves as a jpg.



Strip Designer

Make comic strips and comic books by importing images and adding balloons, stickers, and text. Save as a PDF or as a series of images. \$2.99



smore.com

Create beautiful online flyers. Select a template and fill in the information and upload your images.



canva.com

Turn ideas into stunning designs. Create flyers, presentations, posters, and more. Choose free elements or pay for premium images.

### POSTERS

Craft visually appealing posters, flyers, infographics, and documents.



Phoster

Use templates to make stylish posters that you can share and print. Includes fonts, colors, and image filters. \$1.99



Prezi

Create zooming presentations on a large canvas. Resize, rotate, and position text and images.



drive.google.com

Use Slides, which is part of Google Drive. Includes what you need to pull together slide deck on your own or collaboratively.



biteslide.com

Students research, create, and present slidebooks. Free to use for one project.

### SLIDE PRESENTATIONS

Put images and text on a series of slides as a visual aid or as deck of slides to tell a story.



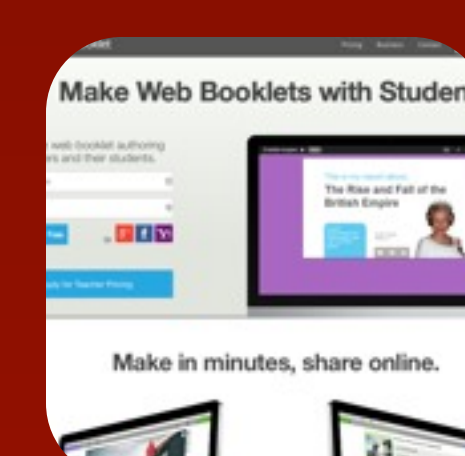
Haiku Deck

Make simple and beautiful slides. Add titles and search for accompanying images. Play on iPad or share on haikudeck.com.



Keynote

Design slideshows using this PowerPoint alternative where you can import images, style text, and select animations and transitions.



simplebooklet.com

Create page flip brochures, flyers, and product guides you can email, post, and share across the web and mobile devices. \$10/year for teacher accounts.



zooburst.com

Create your own pop-up books. Your books can be about any subject because you can import your own images.

### DIGITAL BOOKS

Make fiction and nonfiction publications for others to read.




Story Kit

Make a book that can be published on a webpage. Each page can have images, drawings, sounds, and text.




Book Creator

Use drawing and text tools to make ePub formatted books. Books can be exported to your iBooks app or to PDF. There is a free version available.



present.me

Import a PowerPoint, PDF, or other file. Present into your webcam while clicking through your slides.




narrable.com

Upload a series of images and record audio for each one. Saves as a narrated slideshow you can play online.


### NARRATED SLIDESHOWS

Merge images and audio to give commentary to pictures.




VoiceThread

Talk, type, and draw on documents, snapshots, and videos. Requires a VoiceThread account. Create 5 for free.



30hands

Attach a recording to slides. Slides can be images or drawings. When done, your creation can be exported as a movie file.



wevideo.com

Upload media and piece it together collaboratively. Works like iMovie and MovieMaker, but it's all done in your web browser.




youtube.com/editor

Splice together your YouTube videos and Creative Commons videos. Add text, effects, music, and transitions.


### MOVIES

Edit video to make news stories, reenactments, demonstrations, tutorials, skits, interviews, or educational films.




Splice

Combine photos and videos from your Photo Library and sounds from your Music app and add transitions, titles, and effects.



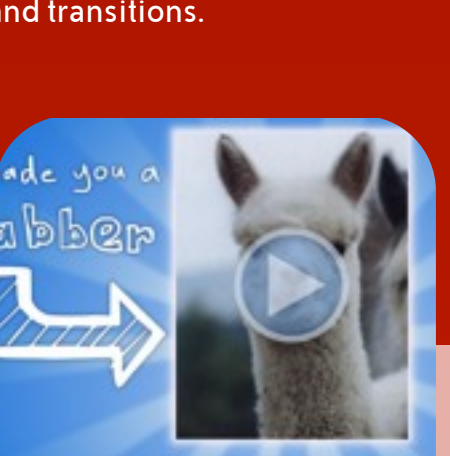
Videolicious

Make a documentary-style film with a video introduction and cuts to other videos and photos. There's a 50 second time limit.



wideo.co

Choose or upload images, backgrounds, and music that you want to use in your own online video.



blabberize.com

Upload any image, draw a mouth, and click record to make anyone or anything talk.


### ANIMATIONS

Make educational and entertaining videos featuring animated characters and objects.




PuppetPals HD

Pick out your actors, objects, and backgrounds, drag them on stage, and tap record. Your movements and audio are recorded for playback and saving.




Funny Movie Maker

Transform a picture into a talking animation by superimposing a video of your mouth saying something onto any picture.



pixiclip.com

Create a screencast using PixiClip's whiteboard. Includes options to add images and webcam video. No login required.

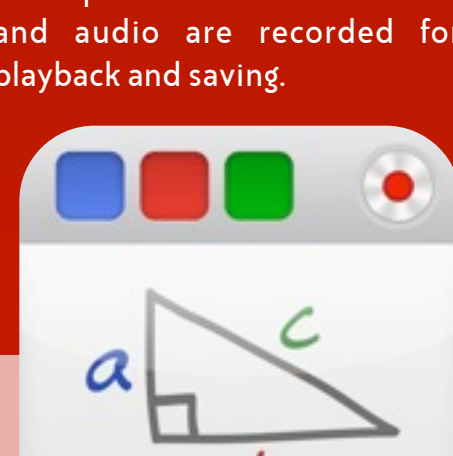


screenr.com

Click the record button, capture your screen and voice, and share the link. Recordings are limited to 5 minutes.


### SCREENCASTS

Record your voice and everything that happens on your screen and to make demonstrations and to tell stories.



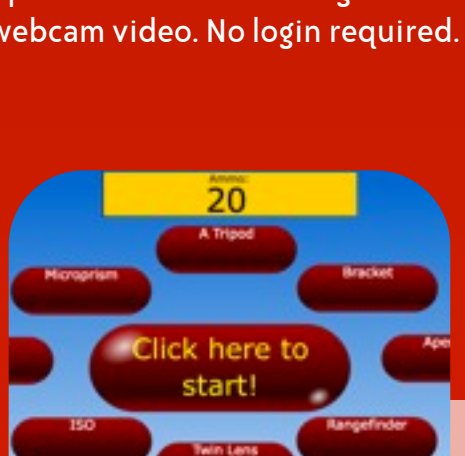
Educreations

Drop images from your Photo Library onto the canvas. Tap record and draw on the whiteboard. The project uploads to showme.com.




Explain Everything

Annotate, animate, and narrate over images and drawings. Projects can be saved to a variety of services and your Photo Library. \$2.99



classtools.net

Input questions and answers to create a whole batch of interactive, arcade-style games.




examtime.com

Build mind maps, flash cards, quizzes, and notes. Link to or embed your creations

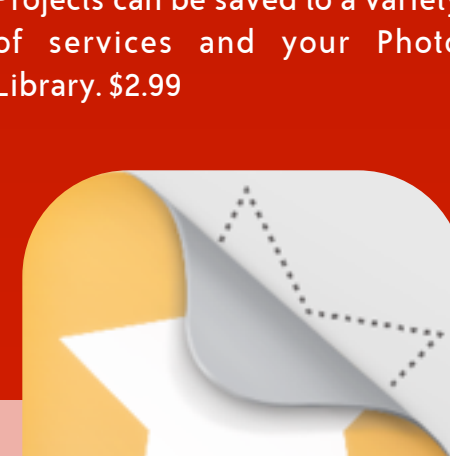
### STUDY AIDS

When students create their own study aids, it aids in their own studying! And, students can make study aids for others.



Thing Link

Make an image interactive by adding text and video hotspots. Save to thinglink.com and share with others.



Stick Around

Design, play, and share sorting, labeling, and matching puzzles. Create a puzzle by drawing or importing a background, adding stickers, and making an answer key. \$2.99

With so many options for showing, retelling, and expressing, it's nice to have a choice in how we process and share our learning.



"When we choose for ourselves, we are far more committed to the outcome—by a factor of five to one."

HARVARD BUSINESS REVIEW

### MORE WEB-BASED APPS

EdShelf's Web Tools Directory

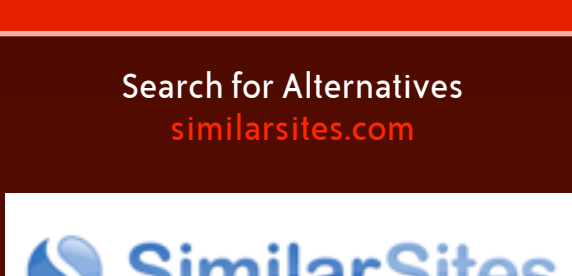
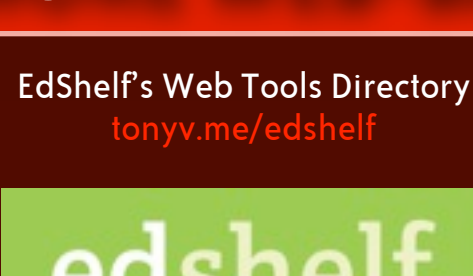
tonyvr.me/edshelf

Tony Vincent's Bookmarks Tagged webapp

delicious.com/tonyvincent/webapp

Search for Alternatives

similarities.com



### MORE iPad APPS

APPTic's Collection of Apps for Education



apptic.com

Tony Vincent's iPad App Picks

pinterest.com/tonyvincent

Twitter Hashtag #iosedapp

tonyvr.me/iosedapp



Infographic by Tony Vincent  
learninginhand.com

Updated January 2014



Albert Einstein by user Meister on openclipart.org  
openclipart.org/detail/157711/albert-einstein-by-meister

Globe by user inky2010 on openclipart.org  
openclipart.org/detail/99469/vector-traced-globe-by-inky2010

Harvard Business Review  
blogs.hbr.org/cs/2012/04/increase\_your\_teams\_motivation.html

Search Icon by user bnielson on openclipart.org  
openclipart.org/detail/168287/simple-globe-search-by-bnielson

Warning Icon by user molumen on clipart.org  
openclipart.org/detail/109/red-round-error-warning-icon-by-molumen



### EACH PLATFORM HAS ITS SHORTCOMINGS

Web apps usually require an email, username, and password.

Mobile apps typically do not support multiple users.