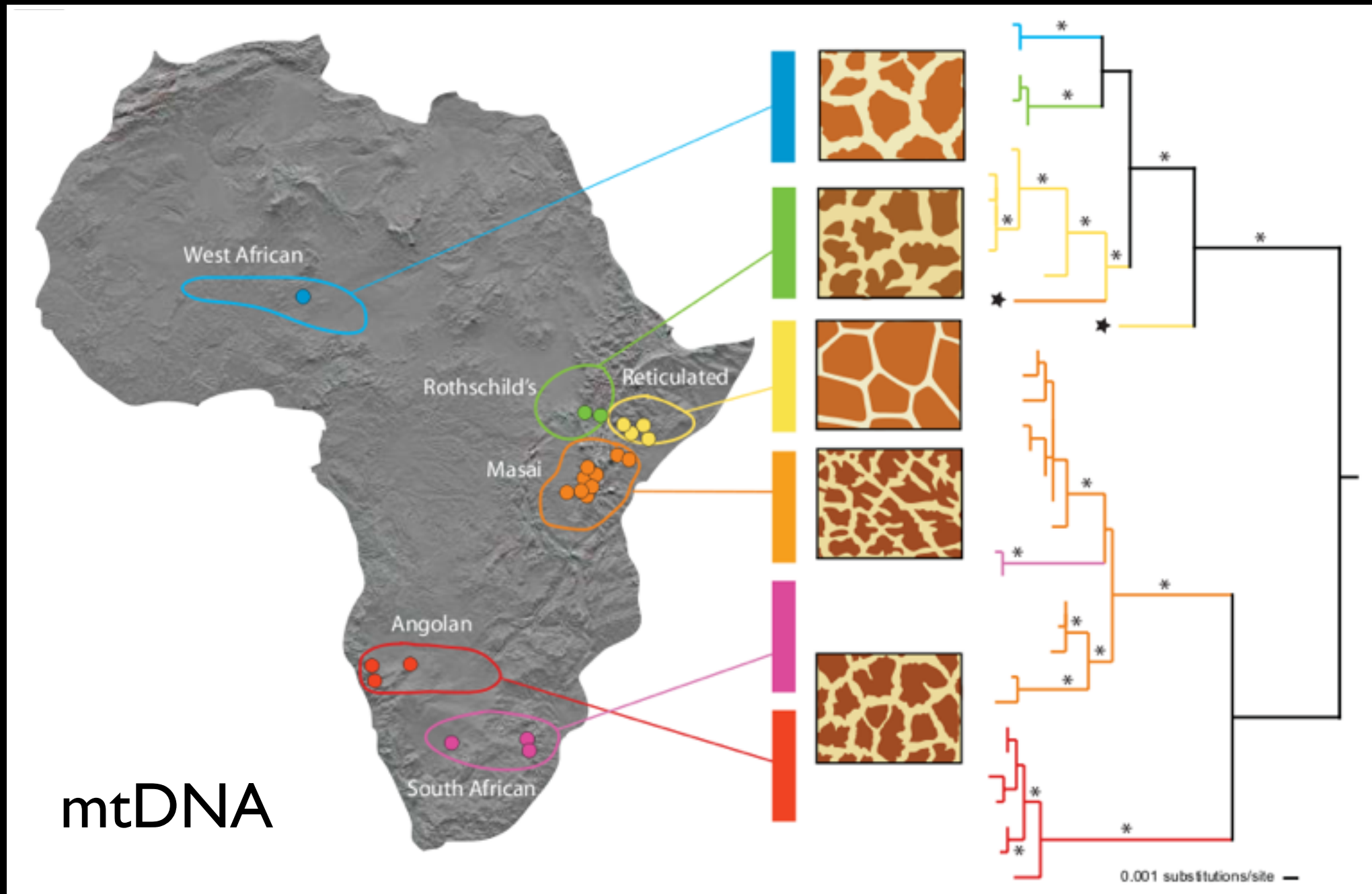


Biology Essentials - 030



Reticulated giraffe



Rothschild's giraffe

Advanced Genetics

Mendelian
Genetics

Problems

Linked
genes

Multiple
genes

Sex
chromosomes

Nonnuclear
inheritance


Height

Colorblindness

Mitochondria

Chloroplast

Maternal



Stem length

Seed color

Pod shape


Seed shape

Flower color

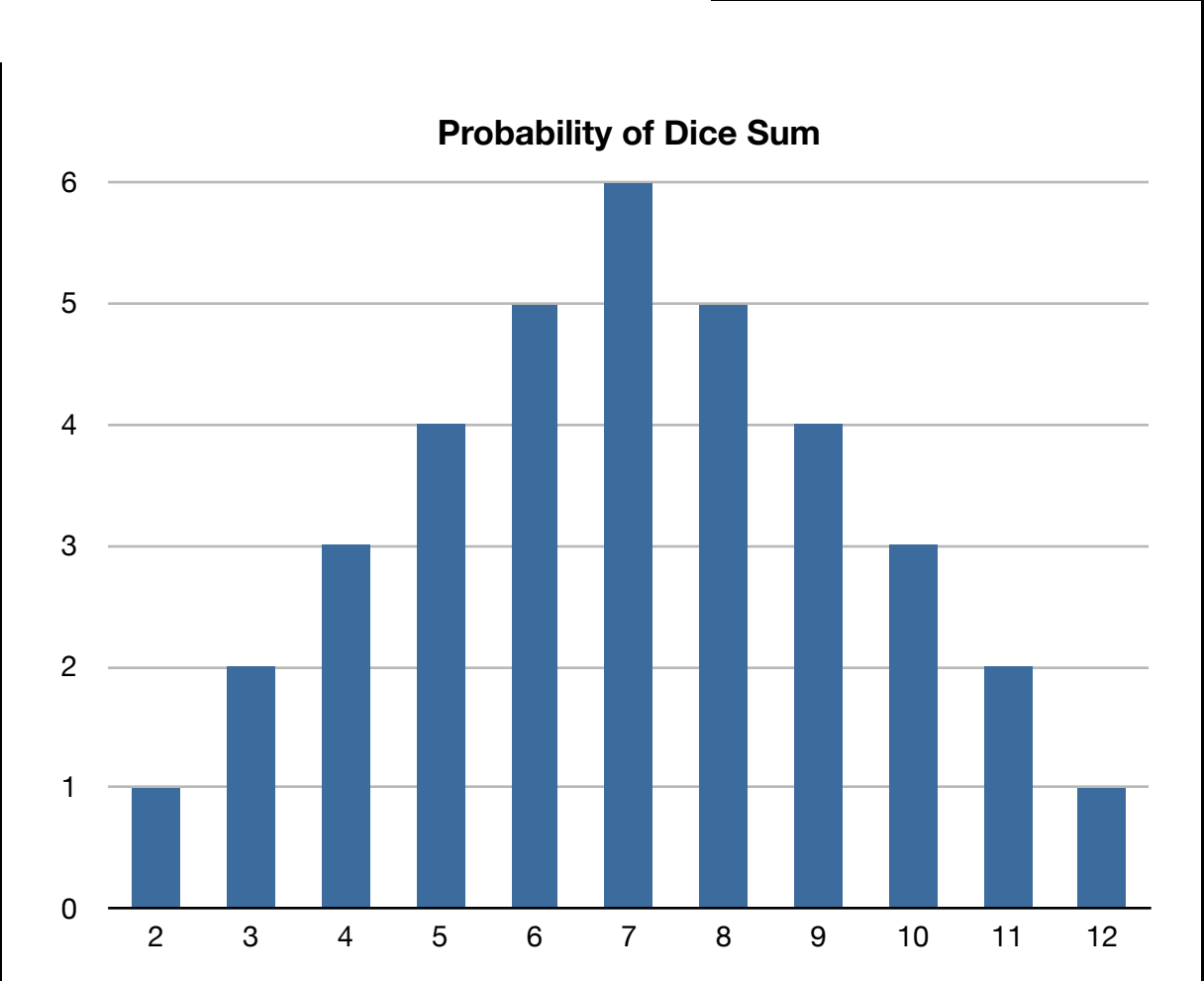
Flower position

Pod color






	1	2	3	4	5	6
1	2	3	4	5	6	7
2	3	4	5	6	7	8
3	4	5	6	7	8	9
4	5	6	7	8	9	10
5	6	7	8	9	10	11
6	7	8	9	10	11	12



Multiple Genes

Height Genes



Multiple Genes

3

AaBbCc



3

AaBbCc



Height Genes

AaBbCc



	ABC	ABc	AbC	Abc	aBC	aBc	abC	abc
ABC	6	5	5	4	5	4	4	3
ABc	5	4	4	3	4	3	3	2
AbC	5	4	4	3	4	3	3	2
Abc	4	3	3	2	3	2	2	1
aBC	5	4	4	3	4	3	3	2
aBc	4	3	3	2	3	2	2	1
abC	4	3	3	2	3	2	2	1
abc	3	2	2	1	2	1	1	0

AaBbCc



Height Genes

AaBbCc
 X
 AaBbCc



	ABC	ABc	AbC	Abc	aBC	aBc	abC	abc
ABC	6	5	5	4	5	4	4	3
ABc	5	4	4	3	4	3	3	2
AbC	5	4	4	3	4	3	3	2
Abc	4	3	3	2	3	2	2	1
aBC	5	4	4	3	4	3	3	2
aBc	4	3	3	2	3	2	2	1
abC	4	3	3	2	3	2	2	1
abc	3	2	2	1	2	1	1	0

Height	Total
0	
1	
2	
3	
4	
5	
6	

Height Genes

AaBbCc
 X
 AaBbCc



	ABC	ABc	AbC	Abc	aBC	aBc	abC	abc
ABC	6	5	5	4	5	4	4	3
ABc	5	4	4	3	4	3	3	2
AbC	5	4	4	3	4	3	3	2
Abc	4	3	3	2	3	2	2	1
aBC	5	4	4	3	4	3	3	2
aBc	4	3	3	2	3	2	2	1
abC	4	3	3	2	3	2	2	1
abc	3	2	2	1	2	1	1	0

Height	Total
0	1
1	
2	
3	
4	
5	
6	

Height Genes

AaBbCc
x
AaBbCc



	ABC	ABc	AbC	Abc	aBC	aBc	abC	abc
ABC	6	5	5	4	5	4	4	3
ABc	5	4	4	3	4	3	3	2
AbC	5	4	4	3	4	3	3	2
Abc	4	3	3	2	3	2	2	1
aBC	5	4	4	3	4	3	3	2
aBc	4	3	3	2	3	2	2	1
abC	4	3	3	2	3	2	2	1
abc	3	2	2	1	2	1	1	0

Height	Total
0	1
1	6
2	
3	
4	
5	
6	

Height Genes

AaBbCc
 X
 AaBbCc

	ABC	ABc	AbC	Abc	aBC	aBc	abC	abc
ABC	6	5	5	4	5	4	4	3
ABc	5	4	4	3	4	3	3	2
AbC	5	4	4	3	4	3	3	2
Abc	4	3	3	2	3	2	2	1
aBC	5	4	4	3	4	3	3	2
aBc	4	3	3	2	3	2	2	1
abC	4	3	3	2	3	2	2	1
abc	3	2	2	1	2	1	1	0

Height	Total
0	1
1	6
2	15
3	
4	
5	
6	



Height Genes

AaBbCc
x
AaBbCc



	ABC	ABc	AbC	Abc	aBC	aBc	abC	abc
ABC	6	5	5	4	5	4	4	3
ABc	5	4	4	3	4	3	3	2
AbC	5	4	4	3	4	3	3	2
Abc	4	3	3	2	3	2	2	1
aBC	5	4	4	3	4	3	3	2
aBc	4	3	3	2	3	2	2	1
abC	4	3	3	2	3	2	2	1
abc	3	2	2	1	2	1	1	0

Height	Total
0	1
1	6
2	15
3	20
4	
5	
6	

Height Genes

AaBbCc
x
AaBbCc



	ABC	ABc	AbC	Abc	aBC	aBc	abC	abc
ABC	6	5	5	4	5	4	4	3
ABc	5	4	4	3	4	3	3	2
AbC	5	4	4	3	4	3	3	2
Abc	4	3	3	2	3	2	2	1
aBC	5	4	4	3	4	3	3	2
aBc	4	3	3	2	3	2	2	1
abC	4	3	3	2	3	2	2	1
abc	3	2	2	1	2	1	1	0

Height	Total
0	1
1	6
2	15
3	20
4	15
5	
6	

Height Genes

AaBbCc
x
AaBbCc



	ABC	ABc	AbC	Abc	aBC	aBc	abC	abc
ABC	6	5	5	4	5	4	4	3
ABc	5	4	4	3	4	3	3	2
AbC	5	4	4	3	4	3	3	2
Abc	4	3	3	2	3	2	2	1
aBC	5	4	4	3	4	3	3	2
aBc	4	3	3	2	3	2	2	1
abC	4	3	3	2	3	2	2	1
abc	3	2	2	1	2	1	1	0

Height	Total
0	1
1	6
2	15
3	20
4	15
5	6
6	

Height Genes

AaBbCc
x
AaBbCc



	ABC	ABc	AbC	Abc	aBC	aBc	abC	abc
ABC	6	5	5	4	5	4	4	3
ABc	5	4	4	3	4	3	3	2
AbC	5	4	4	3	4	3	3	2
Abc	4	3	3	2	3	2	2	1
aBC	5	4	4	3	4	3	3	2
aBc	4	3	3	2	3	2	2	1
abC	4	3	3	2	3	2	2	1
abc	3	2	2	1	2	1	1	0

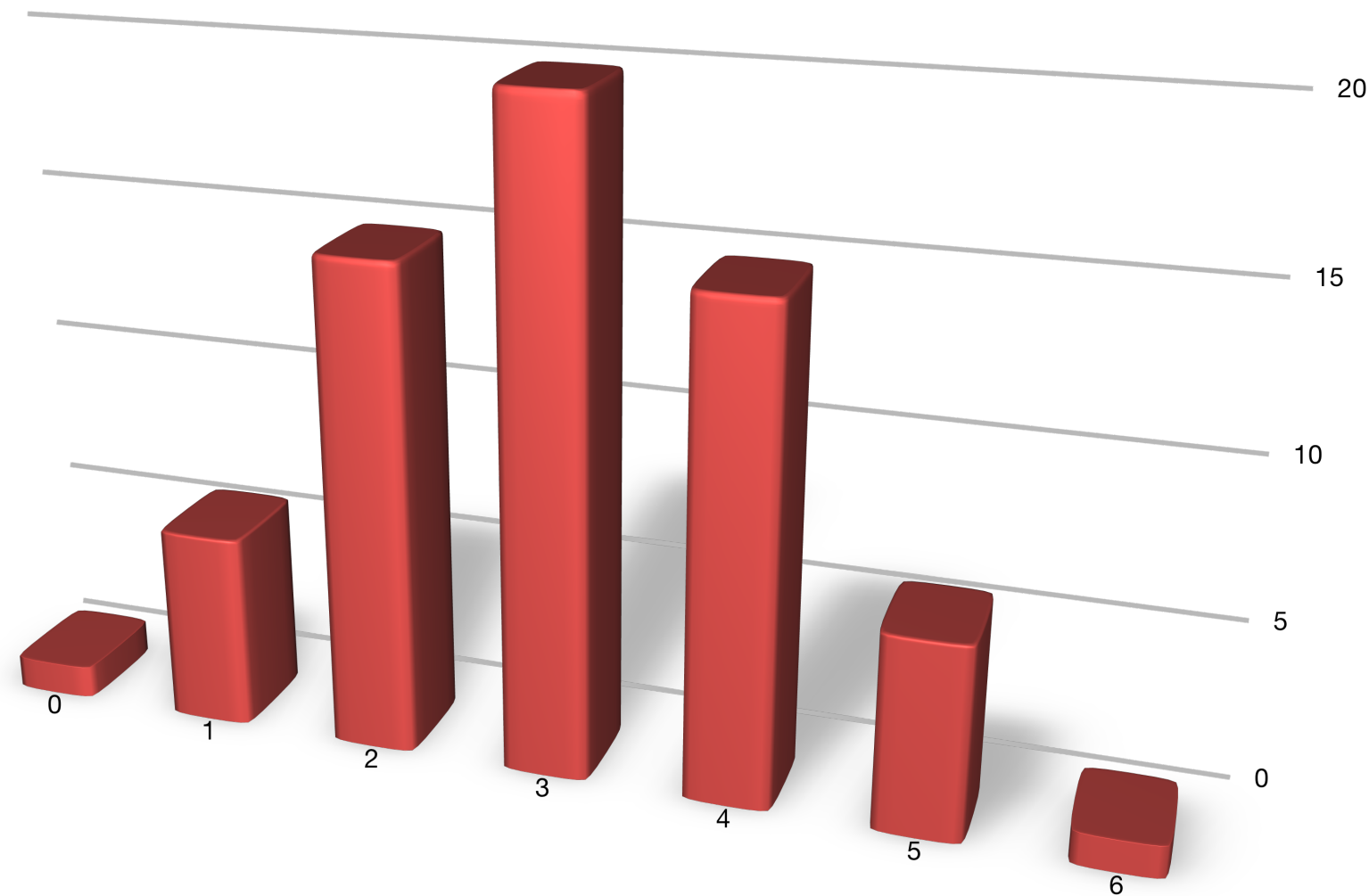
Height	Total
0	1
1	6
2	15
3	20
4	15
5	6
6	1

Height Genes

AaBbCc
X
AaBbCc

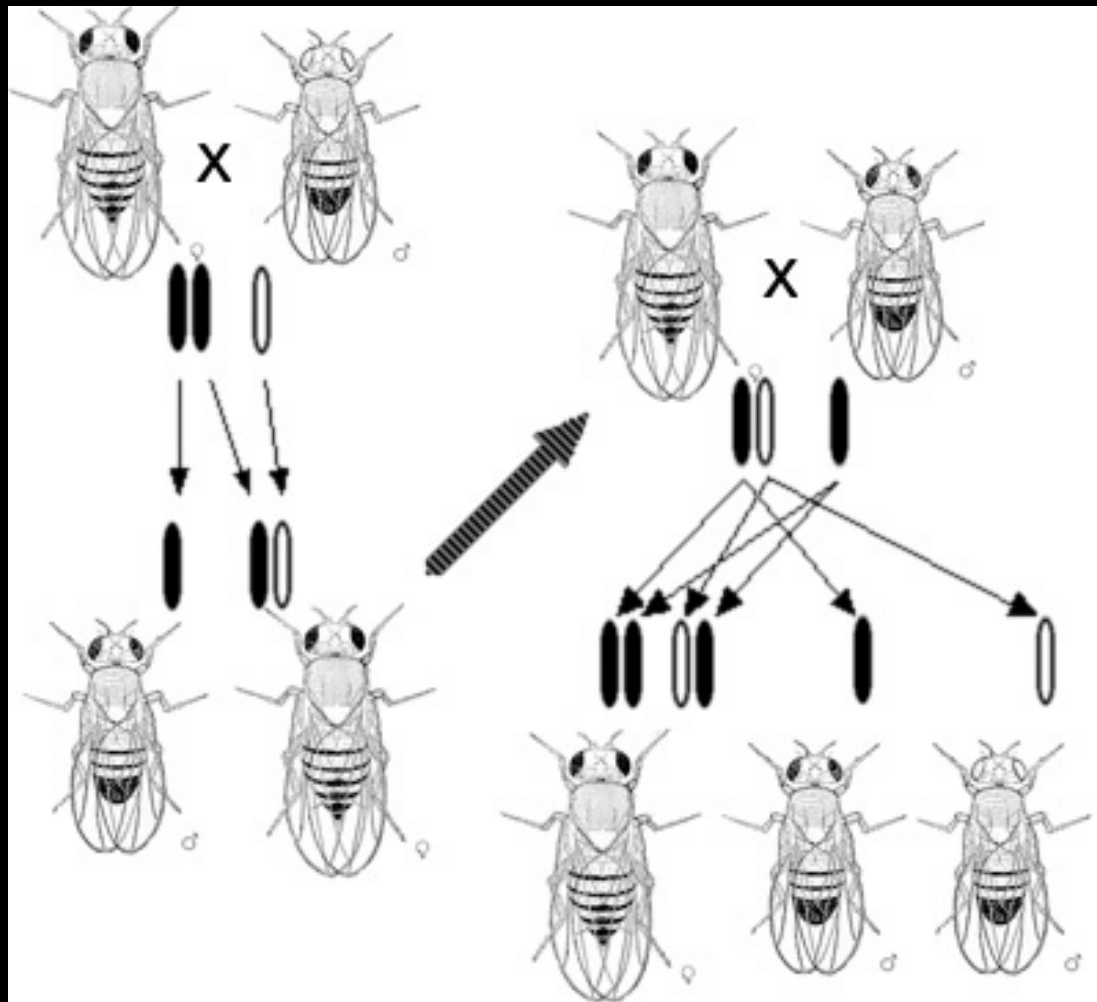


Distribution by Height






Height	Total
0	1
1	6
2	15
3	20
4	15
5	6
6	1


Height Genes




Sex Linkage




Color blindness



37

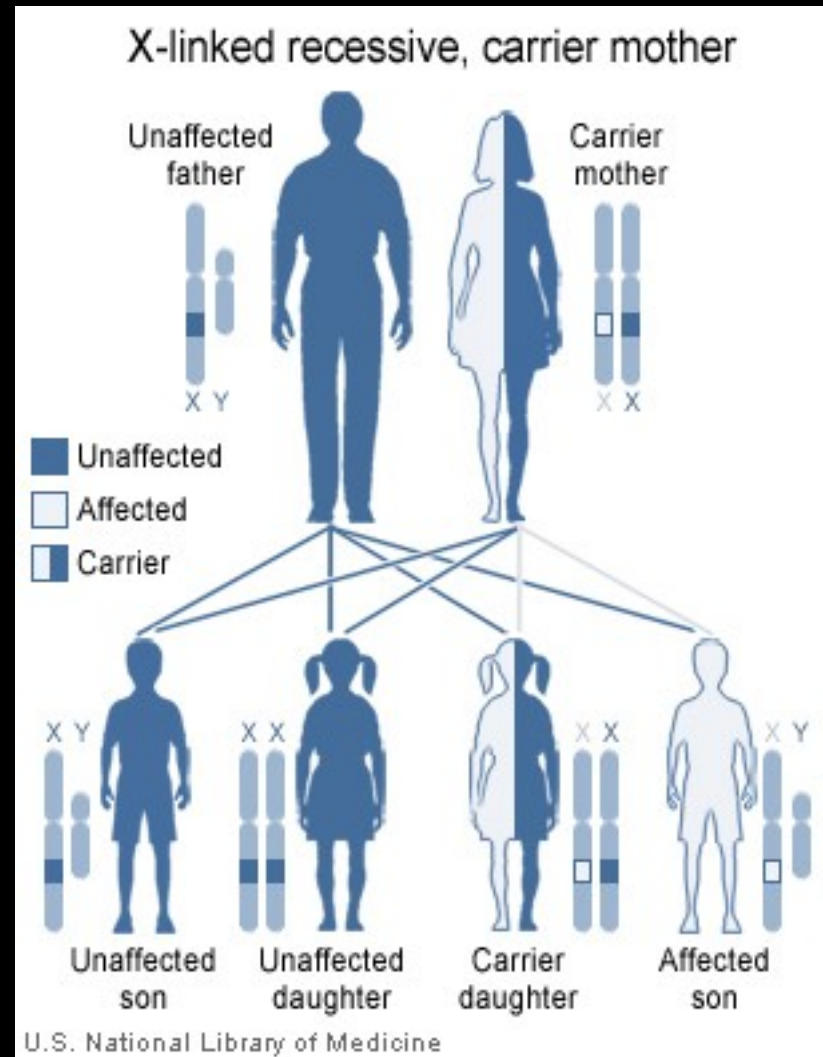





49



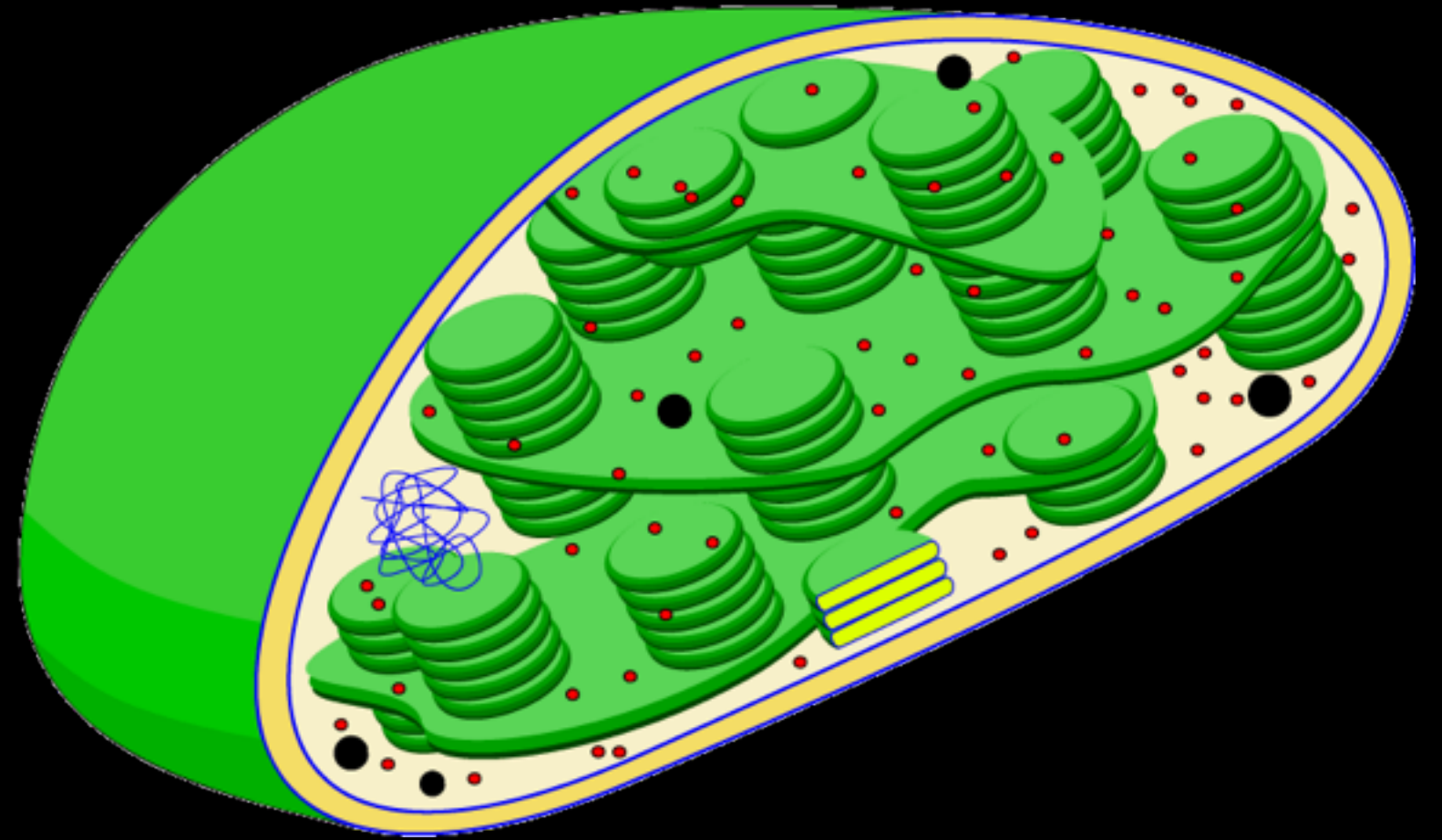
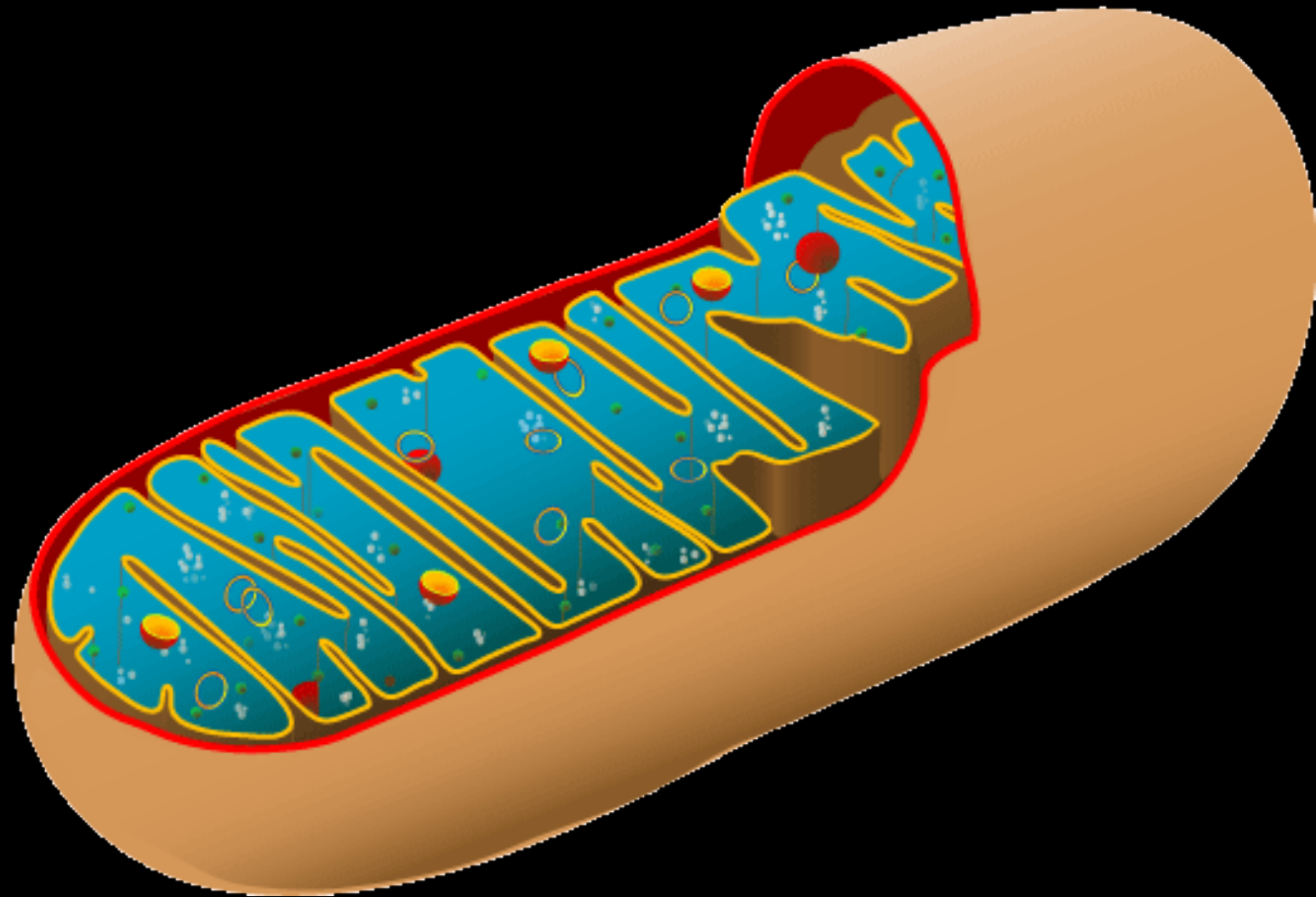
56

Color blindness

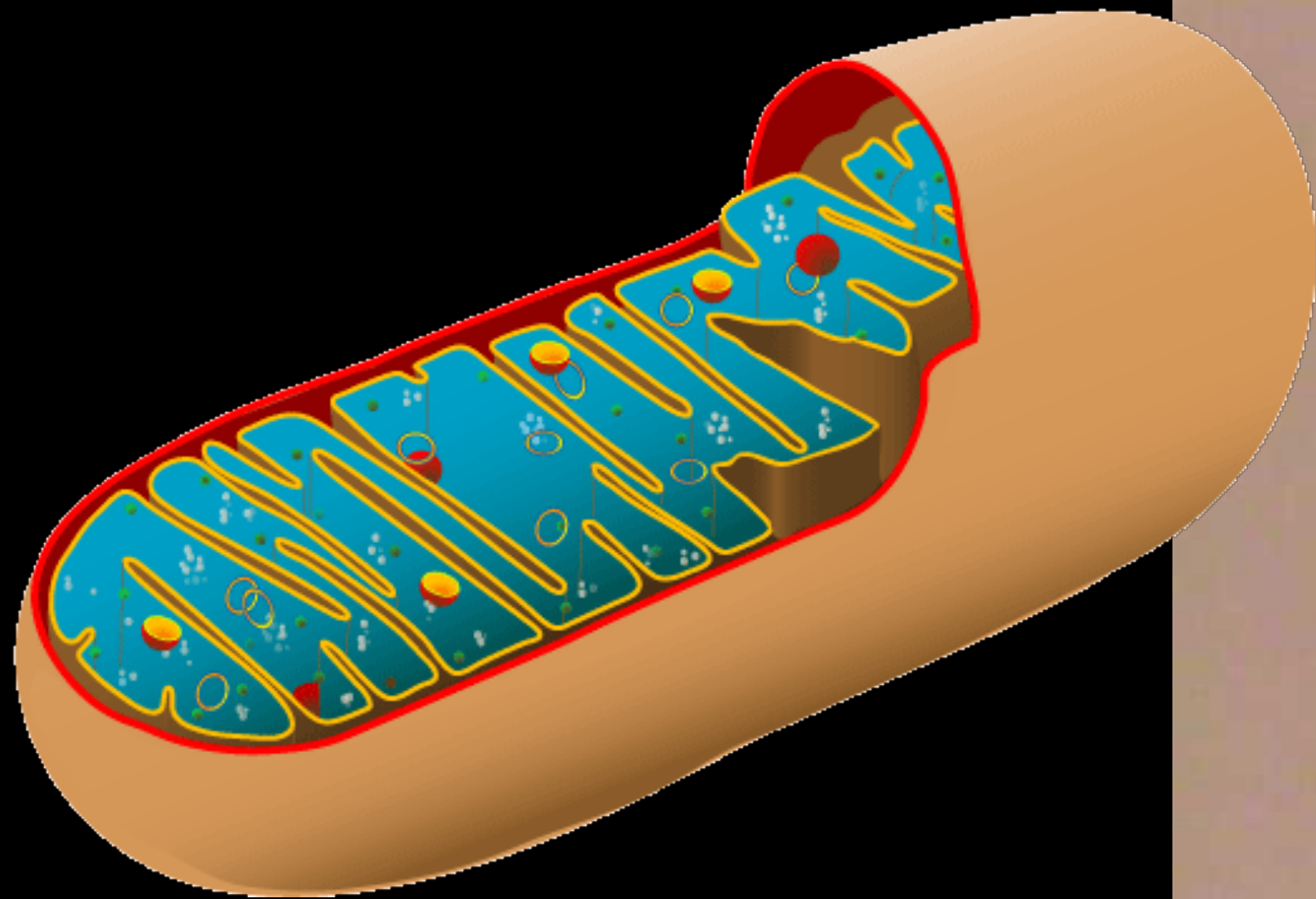


	X_c	X
X		
Y		

Color blindness



Nonnuclear Inheritance



Nonnuclear Inheritance

Acknowledgements

Chromosome, n.d. http://all-free-download.com/free-vector/vector-clip-art/chromosome_143974.html.

“File:Colorblind3.png.” Wikipedia, the Free Encyclopedia. Accessed December 1, 2013. <http://en.wikipedia.org/wiki/File:Colorblind3.png>.

“File:Colorblind4.png.” Wikipedia, the Free Encyclopedia. Accessed December 1, 2013. <http://en.wikipedia.org/wiki/File:Colorblind4.png>.

“File:Colorblind5.png.” Wikipedia, the Free Encyclopedia. Accessed December 1, 2013. <http://en.wikipedia.org/wiki/File:Colorblind5.png>.

“File:Genetic Subdivision in the Giraffe Based on Mitochondrial DNA Sequences.png.” Wikipedia, the Free Encyclopedia. Accessed December 1, 2013. http://en.wikipedia.org/wiki/File:Genetic_subdivision_in_the_giraffe_based_on_mitochondrial_DNA_sequences.png.

File:Ingrid Moller.jpg, n.d. http://commons.wikimedia.org/wiki/File:Ingrid_Moller.jpg.

File:Oocyte.JPG, n.d. <http://www.wikidoc.org/index.php/File:Oocyte.JPG>.

“File:Rothschilds Giraffe at Paignton Arp.jpg.” Wikipedia, the Free Encyclopedia. Accessed December 1, 2013. http://en.wikipedia.org/wiki/File:Rothschilds_giraffe_at_paignton_arp.jpg.

“File:Sexlinked Inheritance White.jpg.” Wikipedia, the Free Encyclopedia. Accessed December 1, 2013. http://en.wikipedia.org/wiki/File:Sexlinked_inheritance_white.jpg.

“File:Thomas Hunt Morgan.jpg.” Wikipedia, the Free Encyclopedia. Accessed December 1, 2013. http://en.wikipedia.org/wiki/File:Thomas_Hunt_Morgan.jpg.

“File:XlinkRecessive.jpg.” Wikipedia, the Free Encyclopedia. Accessed December 1, 2013. <http://en.wikipedia.org/wiki/File:XlinkRecessive.jpg>.

Girl Action, n.d. http://freevectorfinder.com/go_to.php?url=http://all-free-download.com/free-vector/vector-clip-art/girl_action_56261.html.

LadyofHats, Mariana Ruiz Villarreal. English: A Diagram Showing a Mitochondrion of the Eukaryotic Cell. Mitochondria Are Organelles Surrounded by Membranes, Distributed in the Cytosol of Most Eukaryotic Cells. Its Main Function Is the Conversion of Potential Energy of Pyruvate Molecules into ATP., May 2, 2006. the diagram i made myself using adobe illustrator. as a source for the information i used the diagrams found here:[1], [2], [3], [4], [5], [6] and [7]. [http://commons.wikimedia.org/wiki/File:Animal_mitochondrion_diagram_en_\(edit\).svg](http://commons.wikimedia.org/wiki/File:Animal_mitochondrion_diagram_en_(edit).svg).

Somali Giraffe, n.d. http://willdlife.wikia.com/wiki/Somali_Giraffe?file=Somali_Giraffe.jpg.

Sport Man, n.d. http://all-free-download.com/free-vector/vector-clip-art/sport_man_56030.html.

User:Vossman, User:Miguelsierra, adapted by. English: Scheme of a Chloroplast., February 4, 2011. Own work. http://commons.wikimedia.org/wiki/File:Scheme_Chloroplast-en.svg.



www.bozemanscience.com