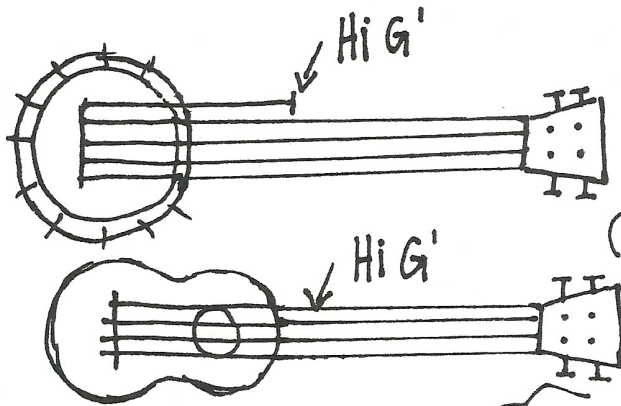


CLAWHAMMER UKULELE BASICS

"Clawhammer" is actually a banjo style from the Southeastern US. It is mostly used to play songs and fiddle tunes from the Appalachian Mountains.



Both the ukulele & five string banjo have a high pitched string on the bottom. This is called "re-entrant" tuning. Your thumb plays this string as a drone which gives clawhammer its special sound.

LET'S GET STARTED! The basic rhythm of clawhammer is:

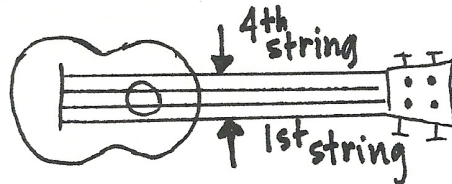
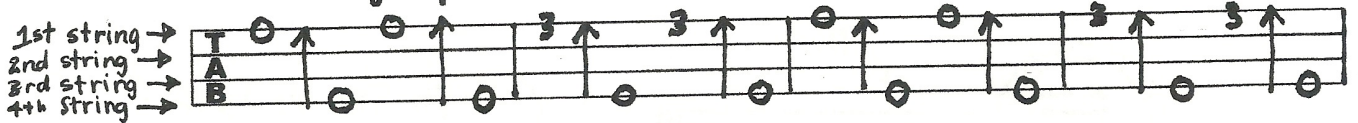


It is made with three different actions that fit into one smooth motion. Your hand should be folded over as if you are knocking on a door!

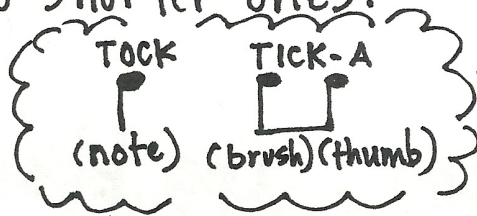
- 1) Tock: Strike a melody note with your first fingernail towards the top of the uke. It's as if you are knocking on the top of your uke.
- 2) Tick: Brush 1st - 3rd string with 1st fingernail
- 3) A: Pluck the 4th string with your thumb

Confused Yet?

Let's use tablature to help us understand! Tablature is a diagram of the strings of your uke. If there is a number on a line, that means to play that fret on that string. If a "0" is on a line, that means to play the string open.




* The ↑ is a brush and "0" your thumb on the 4th string. Remember, it should be a long note followed by two shorter ones.



← The brush and the thumb share one hand motion and they split one beat of musical time.

* It can be hard to get a good, strong melody note at first, especially on 2nd and 3rd strings. Repeat this over and over!



VIDEO LESSON #1 ONLINE at
[youtube.com/watch?v=BSImEZU+ROo](https://www.youtube.com/watch?v=BSImEZU+ROo)

↑ lower case "L"



* Now we should play some simple songs with this technique. If you are struggling, try playing just the melodies and leave out the "↑".

* Remember, the melody note is not an upstroke. It is made with the fingernail going towards the top of the uke.

HOT CROSS BUNS

TAB notation for the first line of "HOT CROSS BUNS". The top line (T) has notes 7, 5, 3, 3, 7, 5, 3, 3 with upstrokes (↑) above each. The bottom line (B) has open circles representing notes.

TAB notation for the second line of "HOT CROSS BUNS". The top line (T) has notes 3, 3, 3, 3, 5, 5, 5, 5, 7, 5, 3, 3 with upstrokes (↑) above each. The bottom line (B) has open circles. A "REPEAT SIGN" is at the end.

BOIL THE CABBAGE DOWN

TAB notation for the first line of "BOIL THE CABBAGE DOWN". The top line (T) has notes 1, 1, 1, 1, 2, 2 with upstrokes (↑) above each. The bottom line (B) has open circles.

TAB notation for the second line of "BOIL THE CABBAGE DOWN". The top line (T) has notes 1, 1, 2, 2 with upstrokes (↑) above each. The bottom line (B) has open circles.

* The melody note should ring through the next "↑". You do that by keeping your left hand finger down on the note while you do the "↑". Try this song again, but make the chords while you play the tune.

TAB notation for the first line of the chorded version of "BOIL THE CABBAGE DOWN". Chords C, F, C, G are indicated above the top line. The top line has notes 1, 1, 2, 2 with upstrokes (↑) above each. The bottom line (B) has open circles.

TAB notation for the second line of the chorded version of "BOIL THE CABBAGE DOWN". Chords C, F, C, G, C are indicated above the top line. The top line has notes 1, 1, 2 with upstrokes (↑) above each. The bottom line (B) has open circles.

